

I/O module - ILB IB 24 DI16 - 2862330

Please be informed that the data shown in this PDF Document is generated from our Online Catalog. Please find the complete data in the user's documentation. Our General Terms of Use for Downloads are valid (<http://phoenixcontact.com/download>)

Inline Block I/O digital input module, INTERBUS, 16 inputs, 24 V DC, 2, 3-wire connection technology



Product Features

- 16 digital inputs
- Connection of sensors in 2 and 3-wire technology
- Maximum permissible load current per sensor: 125 mA
- Diagnostic and status indicators



Key Commercial Data

Packing unit	1 pc
Weight per Piece (excluding packing)	353.4 g
Custom tariff number	85389091
Country of origin	Germany

Technical data

Note

Utilization restriction	EMC: class A product, see manufacturer's declaration in the download area
-------------------------	---

Dimensions

Width	95 mm
Height	141 mm
Depth	57 mm
Note on dimensions	Specifications with connectors

Ambient conditions

Ambient temperature (operation)	-25 °C ... 60 °C
---------------------------------	------------------

I/O module - ILB IB 24 DI16 - 2862330

Technical data

Ambient conditions

Ambient temperature (storage/transport)	-25 °C ... 85 °C
Permissible humidity (operation)	max. 85 % ((non-condensing))
Permissible humidity (storage/transport)	95 % (non-condensing)
Air pressure (operation)	80 kPa ... 108 kPa (up to 2000 m above mean sea level)
Air pressure (storage/transport)	66 kPa ... 108 kPa (up to 3500 m above mean sea level)
Degree of protection	IP20

General

Mounting type	DIN rail
Net weight	300 g
Note on weight specifications	with connectors

Interfaces

Fieldbus system	INTERBUS
Designation	INTERBUS
Connection method	Inline shield connector
Transmission speed	500 kBit/s

Power supply for module electronics

Supply voltage	24 V DC
Supply voltage range	19.2 V DC ... 30 V DC (including all tolerances, including ripple)
Supply current	80 mA
Current consumption	approx. 80 mA

Digital inputs

Input name	Digital inputs
Description of the input	EN 61131-2 type 1
Connection method	Spring-cage connection
	3-conductor
Number of inputs	16
Typical response time	approx. 500 µs
Protective circuit	Short-circuit protection, overload protection of the sensor supply
Input voltage	24 V DC
Input voltage range "0" signal	-30 V DC ... 5 V DC
Input voltage range "1" signal	15 V DC ... 30 V DC
Nominal input current at U_{IN}	5 mA

Standards and Regulations

Conformity with EMC directives	EN55022:1998+A1:2000 Class B
Test section	I/Os / incoming remote bus 500 V AC 50 Hz 1 min.

I/O module - ILB IB 24 DI16 - 2862330

Technical data

Standards and Regulations

	I/Os / outgoing remote bus 500 V AC 50 Hz 1 min.
	I/O area / FE 500 V AC 50 Hz 1 min.
	Incoming remote bus / FE 500 V AC 50 Hz 1 min.
	Outgoing remote bus / FE 500 V AC 50 Hz 1 min.
	Incoming remote bus / outgoing remote bus 500 V AC 50 Hz 1 min.
Noise emission	Class B (residential)
Mechanical tests	Vibration resistance in acc. with EN 60068-2-6/IEC 60068-2-6 5g
	Shock in acc. with EN 60068-2-27/IEC 60068-2-27 25g
Connection in acc. with standard	CUL
Protection class	III, IEC 61140, EN 61140, VDE 0140-1

Classifications

eCl@ss

eCl@ss 4.0	27250302
eCl@ss 4.1	27250302
eCl@ss 5.0	27250302
eCl@ss 5.1	27242604
eCl@ss 6.0	27242604
eCl@ss 7.0	27242604
eCl@ss 8.0	27242604
eCl@ss 9.0	27242604

ETIM

ETIM 2.0	EC001430
ETIM 3.0	EC001599
ETIM 4.0	EC001599
ETIM 5.0	EC001599

UNSPSC

UNSPSC 6.01	43172015
UNSPSC 7.0901	43201404
UNSPSC 11	43172015
UNSPSC 12.01	43201404
UNSPSC 13.2	43201404

Approvals

Approvals

I/O module - ILB IB 24 DI16 - 2862330

Approvals

Approvals

UL Recognized / cUL Recognized / INTERBUS CLUB / cULus Recognized


Ex Approvals

UL Listed / cUL Listed / cULus Listed


Approvals submitted

Approval details

UL Recognized 

cUL Recognized 

INTERBUS CLUB

cULus Recognized 

Accessories

Accessories

End block

End clamp - CLIPFIX 35-5 - 3022276



Quick mounting end clamp for NS 35/7,5 DIN rail or NS 35/15 DIN rail, with marking option, with parking option for FBS...5, FBS...6, KSS 5, KSS 6, width: 5.15 mm, color: gray

I/O module - ILB IB 24 DI16 - 2862330

Accessories

Labeling panel

Labeling field - IB IL FIELD 2 - 2727501

Labeling field, width: 12.2 mm



Plug

Inline connector - IB IL SCN-PWR IN-CP - 2727637



Connector, colored, for Inline power and segment terminal blocks

Inline connector - IB IL SCN-12-ICP - 2727611



Connector, color coded, for digital 4, or 16-channel Inline input terminals

Inline shield connector - IB IL SCN-6 SHIELD-CP - 2863151



Shield connector, for INTERBUS connection

Terminal marking

I/O module - ILB IB 24 DI16 - 2862330

Accessories

Insert strip - ESL 62X10 - 0809492

Insert strip, Sheet, white, unlabeled, can be labeled with: Office printing systems, Plotter: Laser printer, Mounting type: Insert, Lettering field: 62 x 10 mm



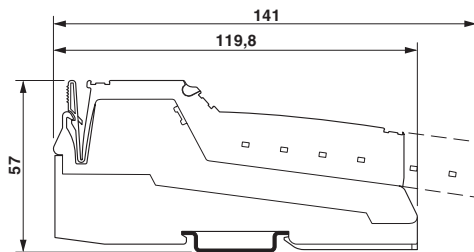
Flat zack marker sheet - ZBFM 6/WH:UNBEDRUCKT - 0803618

Flat zack marker sheet, Sheet, white, unlabeled, can be labeled with: Plotter, Mounting type: Snap into flat marker groove, for terminal block width: 6.2 mm, Lettering field: 5 x 5.5 mm

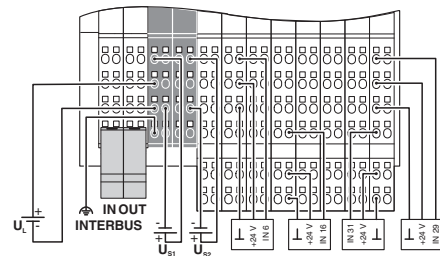


Drawings

Dimensional drawing



Connection diagram



The illustration shows the general dimensional drawing of the Inline Block I/O product family