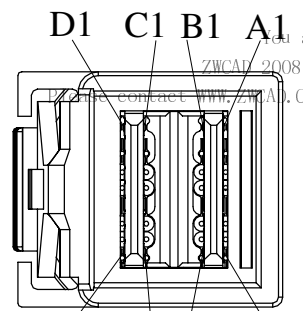


DETAIL A
SCALE 4:1



DETAIL B
SCALE 4:1

- NOTES:
- 100% CONTINUITY TESTED AS DEFINED IN WIRE DIAGRAM.
 - HI-POT TEST: DC 300V/10ms
CONNECTION RESISTANCE: 3.0 Ohm MAX.
INSULATION RESISTANCE: 10M Ohm MIN.
 - ROHS COMPLIANCE
 - PACKAGE SPECIFICATION REFER TO GS-14-1274.
 - A SYMBOL WILL BE NEXT TO ANY DIMENSION, VIEW OR NOTE WHICH HAS BEEN MODIFIED WITH THE CURRENT DRAWING REVISION

You are using
ZWCAD 2008i Trial Version
contact WWW.ZW3D.COM.CN for detailed information

9	2	G	3525 LOCTITE UV GLUE
8	1	EA	HD miniSAS PCB A/B
7	1	EA	HD miniSAS PCB A/B
6	1	EA	HD miniSAS HOUSING
5	1	EA	HD miniSAS INSERT
4	1	PCS	CABLE ID LABEL, WRAP ROUND TYPE, BRIGHT WHITE
3	A/R	MM	PLASTIC BRAID, BLACK COLOR
2	80	MM	AC TAPE, BLACK COLOR
1	0.5	EA	miniSAS horizontal RA CONNECTOR KIT (WITH DUST COVER)
ITEM	Q'TY	UNIT	DESCRIPTION

www.fciconnect.com		surface - ✓	tolerance std -	projection -	MM
		TOLERANCES UNLESS OTHERWISE SPECIFIED			
Dr	Andy Wu	2013-01-04	ANGULAR	0.X ±	size A3
Eng	Andy Wu	2013-01-04	LINEAR	0.XX ±	Scale NTS
Chr	Roger Cheng	2013-01-04	0° ±	0.XXX ±	ECN -
Appr	Jackson Wang	2013-01-04	Product family		Spec ref -
		title Internal miniSASHD to internal miniSAS horizontal RA cable assembly		dwg no 10123401	Rev. A
catalog no -		Customer		sheet 1 of 2	

rev	ecn no	dr	date
A		Andy	1/04/2013



Copyright FCI.


WIRE DIAGRAM:

P1 BACKPLANE			P2 CONTROLLER	
PIN	SYMBOL		SYMBOL	PIN
B18	GND	-----	GND	A9
B17	Tx3-	○→	Rx3-	A8
B16	Tx3+	○→	Rx3+	A7
B15	GND	-----	GND	B9
B14	Tx2-	○→	Rx2-	B8
B13	Tx2+	○→	Rx2+	B7
B12	GND	-----	GND	B6
B11	SB 5	←→	SB 5	D1
B10	SB 4	←→	SB 4	C1
B9	SB 3	←→	SB 3	B1
B8	SB 7	←→	SB 7	A1
B7	GND	-----	GND	A6
B6	Tx1-	○→	Rx1-	A5
B5	Tx1+	○→	Rx1+	A4
B4	GND	-----	GND	A3
B3	Tx0-	○→	Rx0-	B5
B2	Tx0+	○→	Rx0+	B4
B1	GND	-----	GND	B3
A18	GND	-----	GND	C9
A17	Rx3-	←○	Tx3-	C8
A16	Rx3+	←○	Tx3+	C7
A15	GND	-----	GND	D9
A14	Rx2-	←○	Tx2-	D8
A13	Rx2+	←○	Tx2+	D7
A12	GND	-----	GND	D6
A11	SB 6	←→	SB 6	D2
A10	SB 2	←→	SB 2	C2
A9	SB 1	←→	SB 1	B2
A8	SB 0	←→	SB 0	A2
A7	GND	-----	GND	C6
A6	Rx1-	←○	Tx1-	C5
A5	Rx1+	←○	Tx1+	C4
A4	GND	-----	GND	C3
A3	Rx0-	←○	Tx0-	D5
A2	Rx0+	←○	Tx0+	D4
A1	GND	-----	GND	D3

TABLE 1:

FCI P/N	REVISION	WIRE GAUGE	LENGTH("L")	TOLERANCE
10123401-2030LF	A	30AWG	300 mm	±15mm
10123401-2040LF	A	30AWG	400 mm	±15mm
10123401-2050LF	A	30AWG	500 mm	±15mm
10123401-2060LF	A	30AWG	600 mm	±15mm
10123401-2070LF	A	30AWG	700 mm	±15mm
10123401-2080LF	A	30AWG	800 mm	±15mm
10123401-2090LF	A	30AWG	900 mm	±15mm
10123401-2100LF	A	30AWG	1000 mm	±20mm

CABLE LABEL SPEC.:

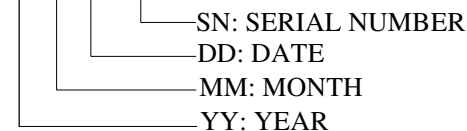


WHITE

CLEAR

LABEL NOTES:

- A. FCI PN and Revision: see table 1
- B. 12/04/25-0001



C. SN: START FROM 0001... WHICH COULD NOT BE REPEAT.

www.fciconnect.com			surface - ✓	tolerance std -	projection	MM
			TOLERANCES UNLESS OTHERWISE SPECIFIED		⊕	↔
Dr	Andy Wu	2013-01-04	ANGULAR	0.X ±-	size A3	Scale NTS
Eng	Andy Wu	2013-01-04	LINEAR	0.XX ±-		
Chr	Roger Cheng	2013-01-04	0° ±-	0.XXX ±-	ECN -	
Appr	Jackson Wang	2013-01-04	Product family			Spec ref -
			title Internal miniSASHD to internal miniSAS horizontal RA cable assembly		dwg no 10123401	Rev. A
catalog no -			Customer		sheet 2 of 2	

rev	ecn no	dr	date



Copyright FCI.