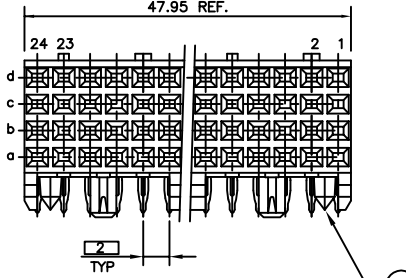
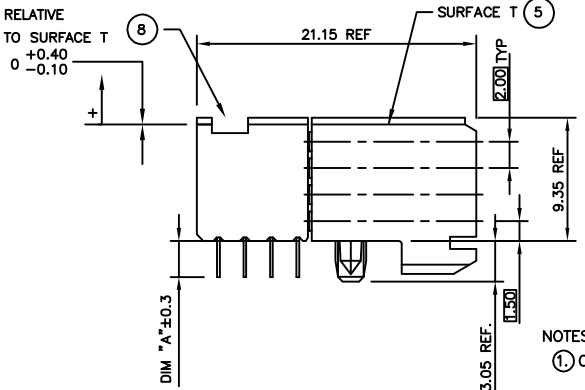


PART NUMBER	CONFIGURATION																								
	ROW	24	23	22	21	20	19	18	17	16	15	14	13	12	11	10	9	8	7	6	5	4	3	2	1
88947-X _Y ZLF SEE NOTE 11 OPTION	d	-	X	-	X	-	-	X	-	X	-	X	-	X	-	X	X	-	X	-	X	-	X	-	X
	c	-	X	-	X	-	-	X	-	X	-	X	-	X	-	X	X	-	X	-	X	-	X	-	X
	b	-	X	-	X	-	-	X	-	X	-	X	-	X	-	X	X	-	X	-	X	-	X	-	X
	a	-	X	-	X	-	-	X	-	X	-	X	-	X	-	X	X	-	X	-	X	-	X	-	X

PLATING CONTACT AREA:	
DASH NR:	PERFORMANCE LEVEL
-1YY/1YYLF	TELCORDIA CO
-2YY/2YYLF	CUSTOMER SPECIAL
-3YY/3YYLF	CUSTOMER SPECIAL

"X" = LOADED POSITION
 "-" = EMPTY POSITION

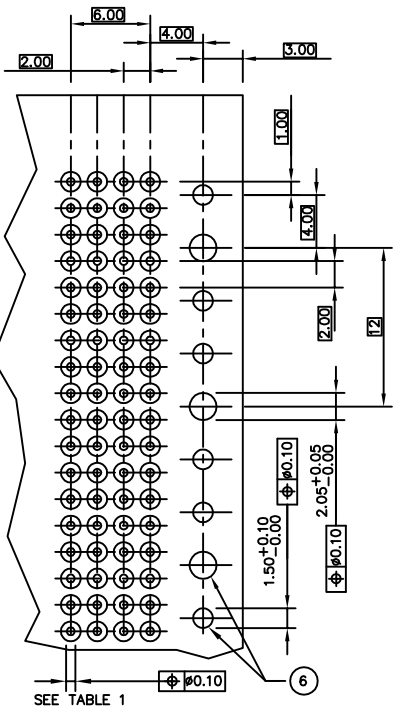
PRODUCT NUMBER	PCB THICKNESS	DIM "A"
88947-X02	1.6	2.90
88947-X12	2.4	3.53
88947-X02LF	1.6	2.90
88947-X12LF	2.4	3.53
88947-X03LF	1.6	2.90
88947-X13LF	2.4	3.53



NOTES:

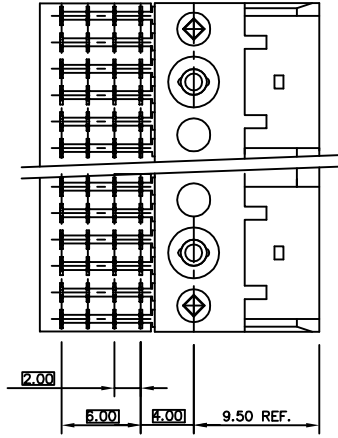
- 1. CONNECTOR MATERIALS:
HOUSING: LCP, 30% GLASS FILLED, UL 94-V0 COMPLIANT
TERMINAL: PHOSPHOR BRONZE ALLOY
- 2. PRESS-FIT TAIL PLATING: 0.5-1.5 μm TIN LEAD
- 3. PRODUCT SPECIFICATION: GS-12-002
- 4. APPLICATION SPECIFICATIONS:
BUS-20-061
GS-20-001
TA-941
- 5. PRODUCT MARKING: (PART NUMBER & LOT CODE).
- 6. INDICATED HOLES ARE UNPLATED.
- 7. DIAMOND LOCATION PEG ARE ONLY EXISTED ON THE BOTH SIDES OF PRODUCT.
- 8. TOP SURFACE OF PRESS BLOCK MAY EXTEND UP TO 0.4MM HIGHER THAN HOUSING. THIS MAY AFFECT THE TAIL LENGTH BEFORE APPLICATION TO A BOARD.
- 9. THESE PRODUCTS WHERE THE PART NUMBER ENDS IN "LF" MEET THE EUROPEAN UNION DIRECTIVES AND OTHER COUNTRY REGULATIONS AS DESCRIBED IN GS-22-008.

ALL PRODUCTS WILL WITHSTAND EXPOSURE TO 240°C FOR 60 SECONDS IN A CONVECTION, INFAR-RED OR VAPOR PHASE REFLOW OVEN.
- 10. FOR LEAD FREE PART NUMBERS ADD "LF" SUFFIX. EXAMPLE: 88947-XYYLF.
- 11. ONLY 88947-X03LF AND 88947-X13LF, OTHER P/N IS FULL LOADED



RECOMMENDED PC BOARD LAYOUT,
COMPONENT SIDE.

HOLE DIAMETER AFTER PLATING	0.65-0.80
DRILLED HOLE	0.81-0.86 (0.85 DRILL)
COPPER PLATING	0.025 - 0.05
SnPb PLATING	0.005-0.015



mat'l. code	tolerances unless otherwise specified		CUSTOMER COPY	 www.fciconnect.com	
SEE NOTES					
ltr	ecn no	dr	date	title B SERIES R/A SIGNAL RECEPT ASSY 4 ROW, 4 MOD, PF	
M	DG07-0170	Cenh	05/22/07		
N	DG08-0171	TER	8/15/08	product family METRAL (tm)	
P	DG09-0068	Cenh	06/06/09		
R	DG-010933	QinDF	03/08/12	code	
				size	
				dwg no	
				scale 1:1 A	
sheet index	revision sheet				sheet 213 1 of 1
					cage code 22526

Tous droits strictement reserves. Reproduction ou communication a des tiers interdite sous quelque forme que ce soit sans autorisation écrite du propriétaire. Propriete de c FCI. Droits de reproduction FCI.
 All rights strictly reserved. Reproduction or issue to third parties in any form whatever is not permitted without written authority from the proprietor. Property of FCI. Copyright FCI.