

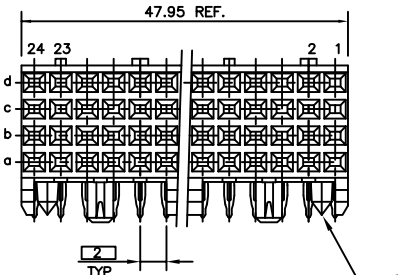
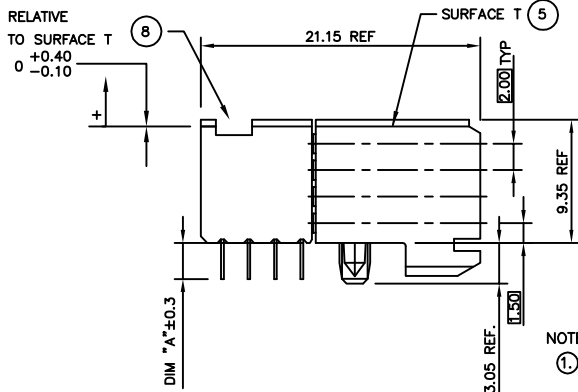


PART NUMBER	CONFIGURATION																								
	ROW	24	23	22	21	20	19	18	17	16	15	14	13	12	11	10	9	8	7	6	5	4	3	2	1
88947-XY3LF SEE NOTE 11 OPTION	d	-	X	-	X	-	-	X	-	X	-	X	-	X	-	X	X	-	X	-	X	-	X	-	X
	c	-	X	-	X	-	-	X	-	X	-	X	-	X	-	X	X	-	X	-	X	-	X	-	X
	b	-	X	-	X	-	-	X	-	X	-	X	-	X	-	X	X	-	X	-	X	-	X	-	X
	a	-	X	-	X	-	-	X	-	X	-	X	-	X	-	X	X	-	X	-	X	-	X	-	X

PLATING CONTACT AREA:	
DASH NR:	PERFORMANCE LEVEL
-1YY/1YYLF	TELCORDIA CO
-2YY/2YYLF	CUSTOMER SPECIAL
-3YY/3YYLF	CUSTOMER SPECIAL

"X" = LOADED POSITION
"-" = EMPTY POSITION

PRODUCT NUMBER	PCB THICKNESS	DIM "A"
88947-X02	1.6	2.90
88947-X12	2.4	3.53
88947-X02LF	1.6	2.90
88947-X12LF	2.4	3.53
88947-X03LF	1.6	2.90
88947-X13LF	2.4	3.53



NOTES:

- CONNECTOR MATERIALS:
HOUSING: LCP, 30% GLASS FILLED,
UL 94-V0 COMPLIANT
TERMINAL: PHOSPHOR BRONZE ALLOY
- PRESS-FIT TAIL PLATING: 0.5-1.5 μm TIN LEAD
- PRODUCT SPECIFICATION:
GS-12-002
- APPLICATION SPECIFICATIONS:
BUS-20-061
GS-20-001
TA-941
- PRODUCT MARKING: (PART NUMBER & LOT CODE).
- INDICATED HOLES ARE UNPLATED.
- DIAMOND LOCATION PEG ARE ONLY EXISTED ON THE BOTH SIDES OF PRODUCT.
- TOP SURFACE OF PRESS BLOCK MAY EXTEND UP TO 0.4MM HIGHER THAN HOUSING. THIS MAY AFFECT THE TAIL LENGTH BEFORE APPLICATION TO A BOARD.
- THESE PRODUCTS WHERE THE PART NUMBER ENDS IN "LF" MEET THE EUROPEAN UNION DIRECTIVES AND OTHER COUNTRY REGULATIONS AS DESCRIBED IN GS-22-008.

ALL PRODUCTS WILL WITHSTAND EXPOSURE TO 240°C FOR 60 SECONDS IN A CONVECTION, INFAR-RED OR VAPOR PHASE REFLOW OVEN.
- FOR LEAD FREE PART NUMBERS ADD "LF" SUFFIX. EXAMPLE: 88947-XYLFF.
- ONLY 88947-X03LF AND 88947-X13LF, OTHER P/N IS FULL LOADED

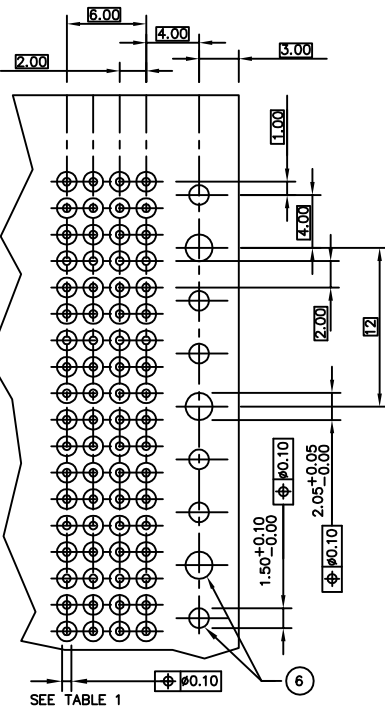
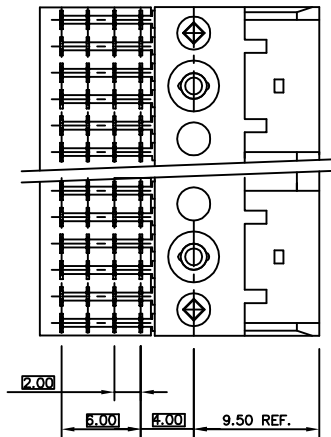


TABLE 1 PLATED THRU HOLE REQUIREMENTS	
HOLE DIAMETER AFTER PLATING	0.65-0.80
DRILLED HOLE	0.81-0.86 (0.85 DRILL)
COPPER PLATING	0.025 - 0.05
SnPb PLATING	0.005-0.015



mat'l. code		tolerances unless otherwise specified		CUSTOMER COPY		FCI	
SEE NOTES						www.fciconnect.com	
ltr	ecn no	dr	date			projection	title
M	DG07-0170	Cenh	05/22/07	linear	.X ±.3		B SERIES R/A SIGNAL RECEPT ASSY 4 ROW, 4 MOD, PF
N	DG08-0171	TER	8/15/08		.XXX ±.050		
P	DG09-0068	Cenh	06/06/09	angles	0° ±2'		product family METRAL (tm) code size dwg no
R	DG-010933	QinDF	03/08/12	dr	STU STONER 10/29/92		
				enfr	De-Feng Qin 03/08/12		sheet 1 of 1
				chr	Tian-Zhao Lin 03/08/12		
				appd	Pei-Ming Zheng 03/08/12		
sheet index	revision sheet					scale 1:1	88947

cage code
22526