

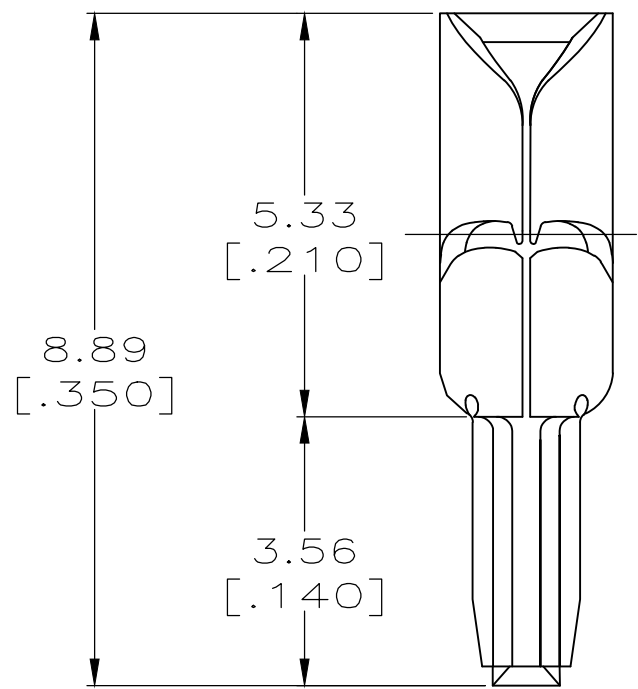
| REVISIONS | | | | | |
|-----------|-----|-----------------------|---------|-----|------|
| P | LTR | DESCRIPTION | DATE | DWN | APVD |
| | B3 | REV PER ECR-18-011603 | 3SEPT18 | DT | TD |

D

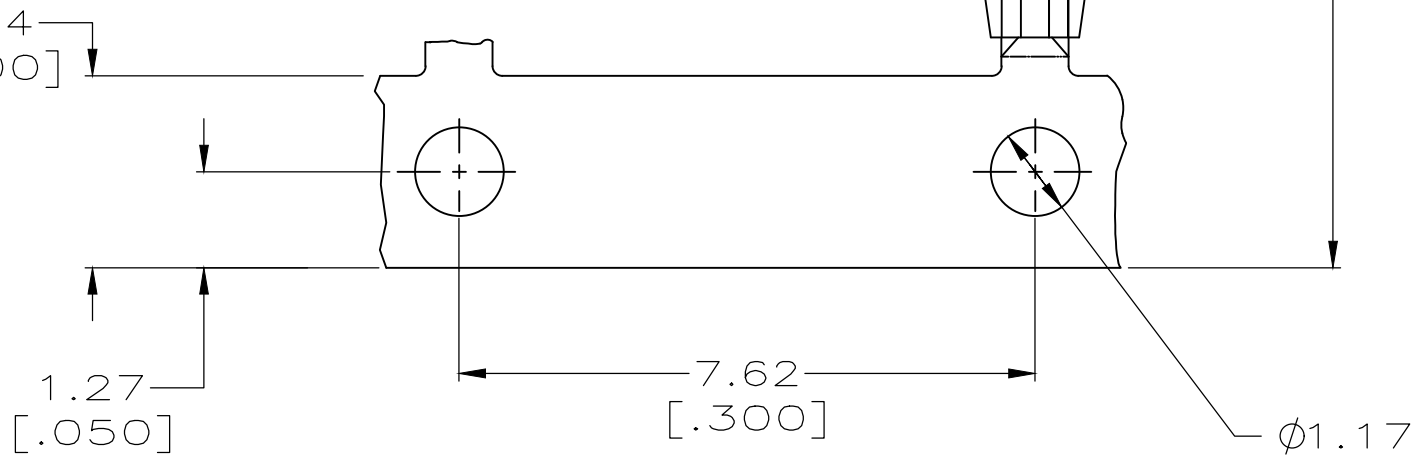
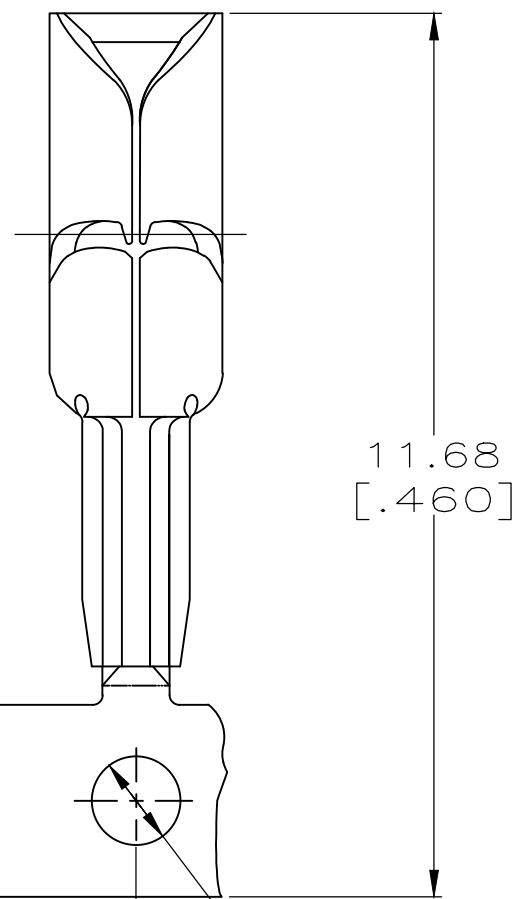
C

B

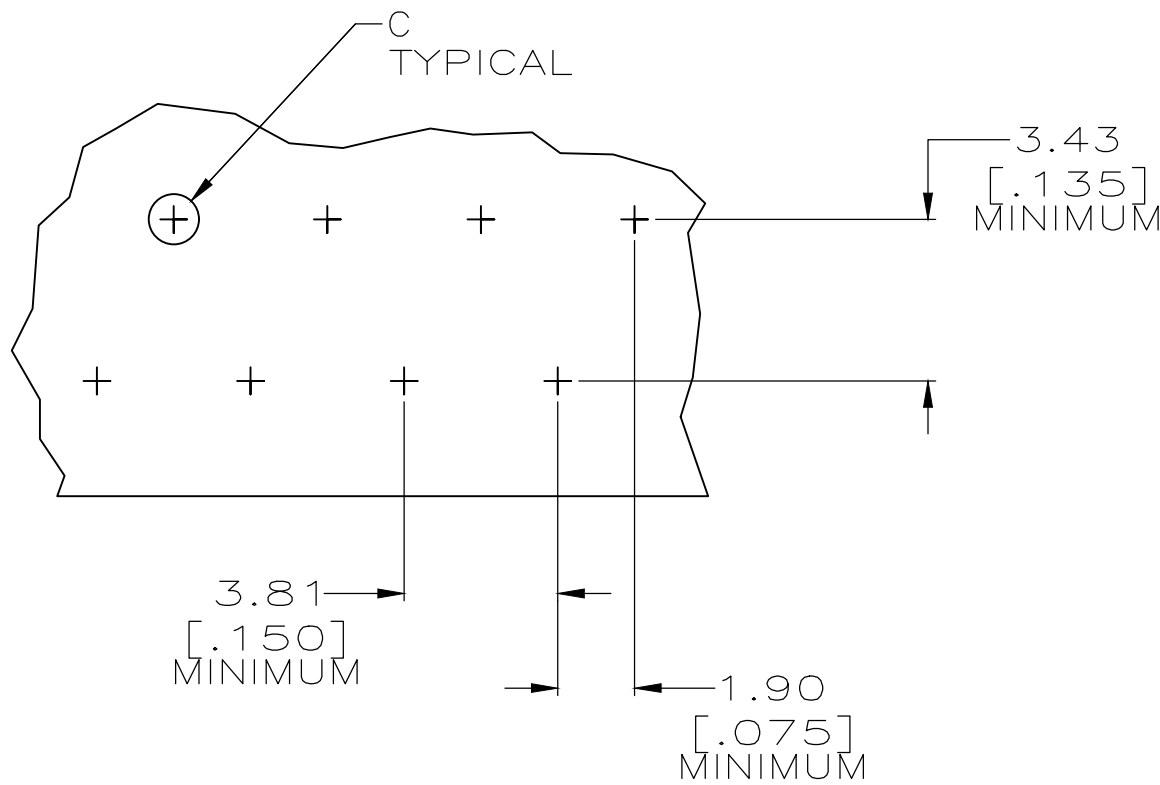
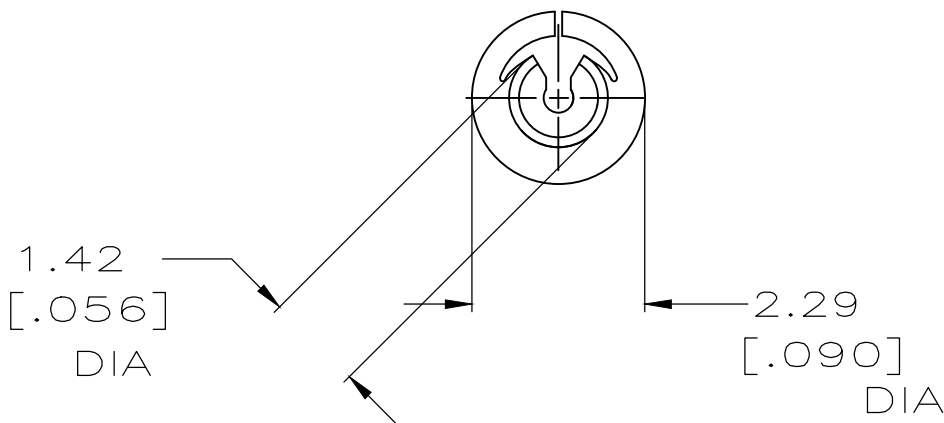
A



LOOSE PIECE



STRIP MOUNTED



SUGGESTED PRINTED CIRCUIT BOARD
MOUNTING DIMENSIONS
SCALE 8:1

1. ALL DIMENSIONS SHOWN ARE FOR REFERENCE ONLY.
2. FOR USE IN PRINTED CIRCUIT BOARDS 3/64, 1/16 AND 3/32 THICK.
3. WIRE RANGE: 22-28 AWG (SOLID) OR (STRANDED) WIRE. MAXIMUM OUTSIDE DIAMETER 1.34[.053].
4. FURNISHED AS LOOSE PIECE OR STRIP MOUNTED BY SMALL END OF BARREL.
5. TERMINAL SHALL ACCOMMODATE ONE OR TWO WIRES OF THE SAME TYPE AND WITHIN +/- ONE WIRE GAUGE SIZE.
6. STRIPE OF NICKEL SOLDER RESIST INSIDE OF TERMINAL PREVENTS SOLDER WICKING.
7. SELECTIVELY PREPLATED 0.00508 [.000200] MIN MATTE TIN OVER 0.00127 [.000050] MIN MATTE NICKEL.

| | | | |
|--------------------------|--------------------------|---------------|-------------|
| 1.22-1.32 [.048-.052] | 1.27-1.37 [.050-.054] | STRIP MOUNTED | 1742254-2 |
| | | LOOSE PIECE | 1742254-1 |
| PUNCHED HOLE | DRILLED HOLE | DESCRIPTION | PART NUMBER |

| | | | | |
|--|--|-----------------------------|--|--------------------|
| THIS DRAWING IS A CONTROLLED DOCUMENT. | | DWN JR RUTH 12JUL05 | TE Connectivity Ltd. | |
| DIMENSIONS: mm | | CHK E HOWARD 12JUL05 | | |
| | | APVD E HOWARD 12JUL05 | NAME | |
| | | PRODUCT SPEC | TERMINAL, .090 DIA, AMP BARREL WITH SOLDER RESIST | |
| TOLERANCES UNLESS OTHERWISE SPECIFIED: | | APPLICATION SPEC | SIZE A2 | CAGE CODE 00779 |
| MATERIAL PHOS BRONZE | | FINISH - 7 | DRAWING NO C=1742254 | RESTRICTED TO - |
| CUSTOMER DRAWING | | | SCALE 10:1 | SHEET 1 OF 1 |
| | | | REV B3 | |