THIS DRAWING IS UNPUBLISHED. RELEASED FOR PUBLICATION 2014
© COPYRIGHT 2014 Tyco Electronics AMP GMBH ALL RIGHTS RESERVED.

REVISIONS					
P	LTR	DESCRIPTION	DATE	DWN	APVD
	A1	SWS ADDED. NEW 3D DWG CREATED	17APR2014	Bren	Leim
	A2	PN 1-2282364-3 ADDED TO DRAWING	02SEP2014	Joas	Leim

STANDARDCRIMP

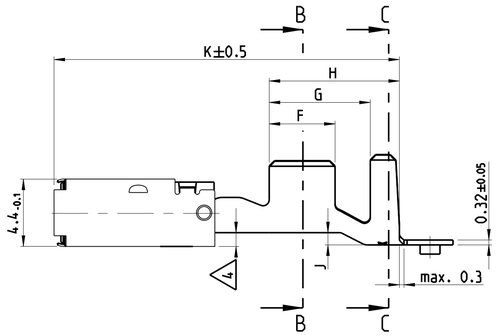

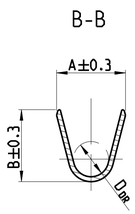

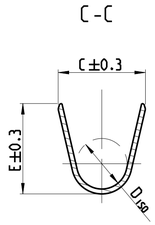

ONLY FOR WIRE SIZE RANGE
Nur fuer DGB
0.2 ... 0.5 mm²

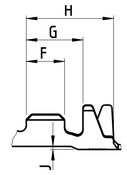

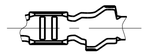

SINGLE WIRE SEAL
Einzeldichtungssystem

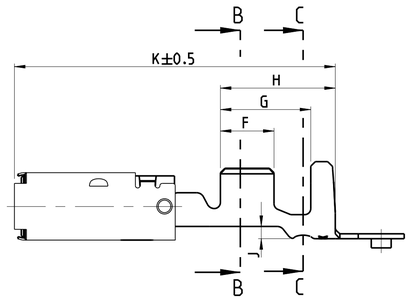

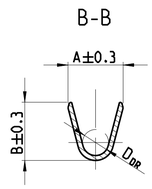

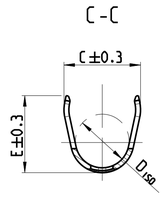

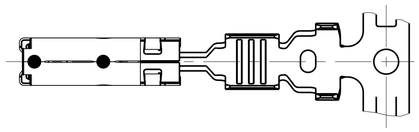

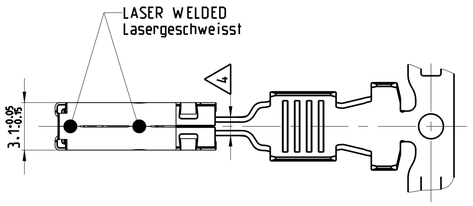

VERSION Ausfuehrung	ORDER-NO. STRIP-FORM Bestell-Nr. Bandware	REV	BODY / MATERIAL	SPRING / Werkstoff	SURFACE Oberflaeche (2)	WIRE SIZE RANGE Leiterquerschnitt mm²	INSULATION DIAMETER Isolationsdurchmesser mm	A	B	D_{DR}	C	E	D_{ISO}	F	G	H	J	K	WEIGHT Gewicht g	SINGLE WIRE SEAL Einzeldichtung	TE CONNECTIVITY NO.	DEAD END PLUG Blindstopfen	TE CONNECTIVITY NO.	APPLICATION TOOLS Verarbeitungswerkzeuge
								WIRE CRIMP Drahtcrimp			INSULATION CRIMP Isolationscrimp													
								STRIP FORM Bandware																
								CRIMP DIMENSIONS / Crimpabmessungen mm																
SINGLE WIRE SEAL Einzeldichtung	1-2282365-1	A	CuNiSi	X10CrNi18-8	PRE TIN PLATED verzinnt	12 AWG	3.0 - 3.8	4.0	4.2	2.0	5.0	5.0	3.5	3.5	5.9	7.5	0.8	21.0	0.60	828905-1		828922-1		SEE APPLICATION SPECIFICATION 114-18148 siehe Verarbeitungsspezifikation 114-18148
	1-2282364-3	A			SILVER PLATED versilbert	1.5 - 2.5	2.2 - 3.0	3.6	3.8	1.7	5.0	5.0	3.5	3.5	5.9	7.5	0.8	21.0	0.59	828905-1		828922-1		
	1-2282364-1	A			PRE TIN PLATED verzinnt																			
STANDARDCRIMP	1-1355880-1	D			PRE TIN PLATED verzinnt	4	2.7 - 3.7	4.5	4.7	2.3	5.7	5.9	3.3	4.3	6.6	8.5	0.8	22.6	0.66	-		-		
	1-1355877-1	D			PRE TIN PLATED verzinnt	1.5 - 2.5	2.2 - 3.0	3.6	3.8	1.7	4.6	4.8	2.6	3.5	5.1	6.7	0.3	20.2	0.57	-		-		
	1-1355833-1	D			PRE TIN PLATED verzinnt	0.5 - 1.0	1.4 - 2.1	2.5	2.7	1.2	3.3	3.5	1.8	3.0	4.6	6.2	0.2	20.2	0.53	-		-		
	1-1355876-1	D			PRE TIN PLATED verzinnt	0.2 - 0.5	1.2 - 1.4	2.1	2.1	0.8	2.9	2.9	1.4	2.5	3.7	5.7	0.2	20.2	0.50	-		-		

NOTES
Bemerkungen

1 MATING PART SEE INTERFACE DRAWING
TE-NO.: 114-18230-002
Gegenstecker nach Ausfuehrungsvorschrift
TE-Nr.: 114-18230-002

(2) SURFACE:
- PRE TIN PLATED 1 TO 3µm
- SILVER PLATED 3 TO 5µm (ONLY CONTACT AREA)

Oberflaeche:
- verzinnt 1 bis 3µm
- versilbert 3 bis 5µm (nur Kontaktzone)

3 DOUBLE CRIMPS ARE ONLY POSSIBLE WITH
APPLICATORS AUTHORIZED BY TE (NO HAND TOOL)
SUITABLE TOOLS ON REQUEST
Doppelanschlaege sind nur mit von TE zugelassenen
Anschlagwerkzeugen moeglich (keine Handzangen)
passende Werkzeuge auf Anfrage

(4) GAUGE INSPECTION
Lehrenpruefung

5 DETAILS OF DESIGN ARE LEFT TO MANUFACTURER
Einzelheiten der Ausfuehrung bleiben dem Hersteller ueberlassen

6 ONLY GERMAN LANGUAGE VERSION SHALL BE BINDING
Massgebend ist der deutsche Text

THIS DRAWING IS A CONTROLLED DOCUMENT.

DIMENSIONS: mm

TOLERANCES UNLESS OTHERWISE SPECIFIED:
0-PLC ±0.2
1 PLC ±0.2
2 PLC ±0.2
3 PLC ±0.2
4-PLC ±0.2
ANGLES ±0°

MATERIAL - -
FINISH - -

DWN 10NOV2005 K.Fruehwirth
CHK 11NOV2005 M.Pfeilschifter
APVD 14NOV2005 M.Bleicher

PRODUCT SPEC 108-18513
APPLICATION SPEC 114-18148
WEIGHT -

TE Connectivity

NAME PRODUCT GROUP DRAWING FOR Tabellenzeichnung fuer AMP MCP2.8 LANCELESS

SIZE	CAGE CODE	DRAWING NO	RESTRICTED TO
A1	00779	C-1719458	-

Customer Drawing SCALE 5:1 SHEET 1 OF 1 REV A2

4805 (3/13)