


Audio Gold Resistors

Audio applications



Ohmite now offers the Audio Gold Resistor Family, specifically designed for high-end loudspeaker and amplifier applications. These resistors utilize high quality resistance wire wound on a ceramic core, terminated, and finished with our flameproof Centohm® coating.

Ohmite's Audio Gold resistors have been carefully engineered with non-magnetic materials to eliminate the effects of these stray magnetic fields on circuit performance, thereby resulting in simplified shielding requirements and improved sound quality.

Audio Gold resistors are designed for use in cross-over networks and as source, emitter, or cathode resistors in balancing applications for output transducers.

FEATURES

- 3 watt to 50 watts
- Non-magnetic materials
- Mono-metallic design
- Welded connections
- Non-inductive versions available
- Reduces signal distortion
- Minimizes thermal EMF
- Reduces current noise
- Superior mid-range frequency performance
- Improved stability

SPECIFICATIONS

Material

Resistor: copper-nickel

Core: Ceramic

Coating: Centohm®

Terminals: copper-nickel

Electrical

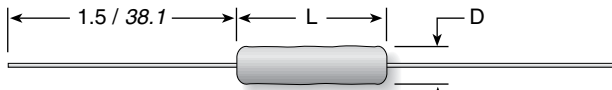
Tolerance: 5% std., 1% available

Temperature Coefficient: 50ppm/°C

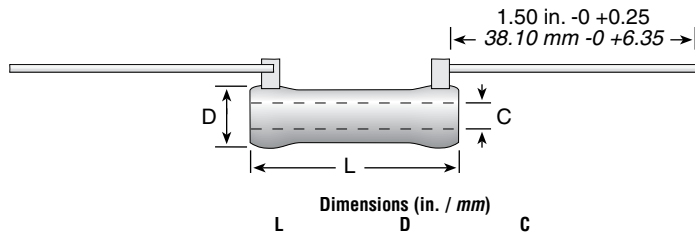
Overload: 5W and under, 5x rated power for 5 sec.; 10W and above, 10x rated power for five sec.

Derating: Linearly from 100% @ 25°C to 0% @ 275°C

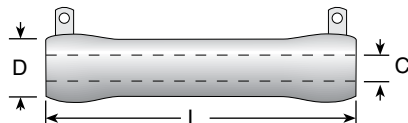
PRODUCT DIMENSIONS



| Series | Wattage | Ohms | Dimensions (in. / mm) | | Voltage | Lead ga. |
|--------|---------|----------|-----------------------|--------------|---------|----------|
| | | | Length | Diam. | | |
| AG3 | 3.0 | 0.10-2K | 0.593 / 15.1 | 0.218 / 5.5 | 200 | 20 |
| AG5 | 5.0 | 0.10-8K | 0.937 / 23.8 | 0.343 / 8.7 | 460 | 20 |
| AG10 | 10.0 | 0.10-22K | 1.78 / 45.2 | 0.406 / 10.3 | 1000 | 20 |



| Lead Series | Wattage | Ohms | Length | Diam. | I. D. Core | Voltage | ga. |
|-------------|---------|----------|-------------|--------------|--------------|---------|-----|
| AG12 | 12 | 0.10-20K | 1.75 / 44.5 | 0.313 / 7.9 | 0.188 / 4.76 | 625 | 18 |
| AG20 | 20 | 0.10-39K | 2.0 / 50.8 | 0.438 / 11.1 | 0.25 / 6.35 | 750 | 18 |



| Series | Wattage | Ohms | Dimensions (in. / mm) | | I. D. Core | Voltage |
|--------|---------|-----------|-----------------------|--------------|--------------|---------|
| | | | Length | Diam. | | |
| AG25 | 25 | 0.10-39K | 2.0 / 50.8 | 0.562 / 14.3 | 0.313 / 7.94 | 625 |
| AG50 | 50 | 0.38-100K | 4.0 / 101.6 | 0.562 / 14.3 | 0.313 / 7.94 | 1625 |

See page 34 of 4000 catalog for mounting hardware

HOW TO ORDER

E = RoHS compliant
Available Jan. 2006

AG12J15RE

| Series | Power Rating | Tolerance | Ohms |
|--------|--------------|-----------|--------------|
| AG | | J = 5% | R15 = 0.15 |
| | 3 = 3W | F = 1% | 1R5 = 1.5 |
| | 5 = 5W | | 15R = 15 |
| | 10 = 10W | | 150 = 150 |
| | 12 = 12W | | 1K5 = 1500 |
| | 20 = 20W | | 15K = 15,000 |
| | 25 = 25W | | |
| | 50 = 50W | | |