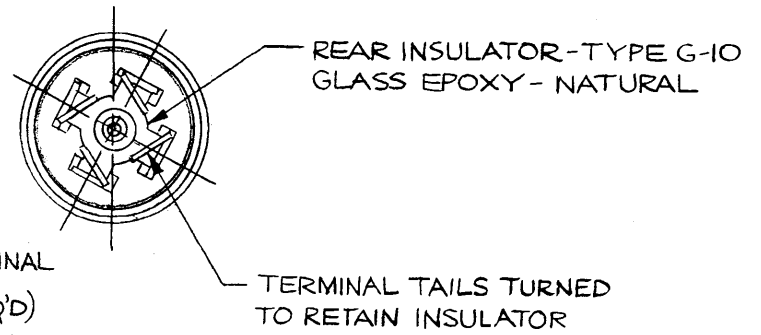
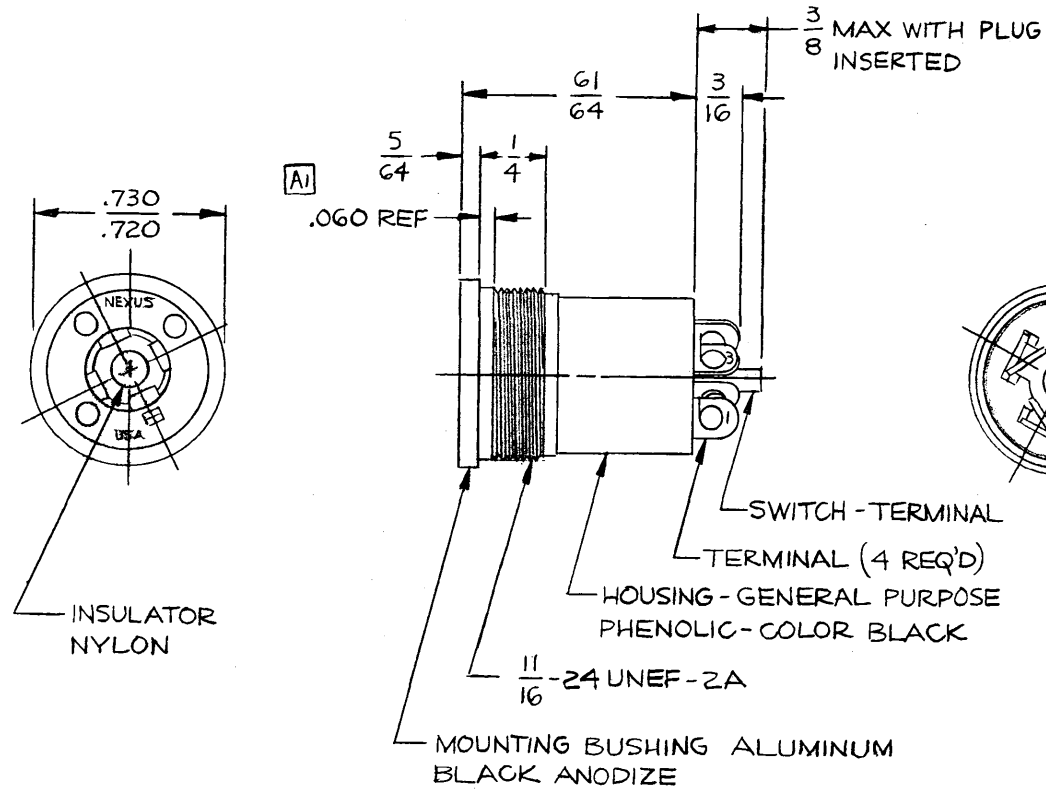
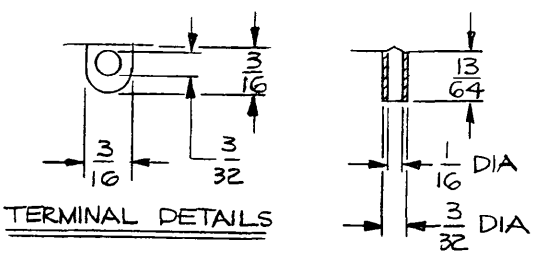
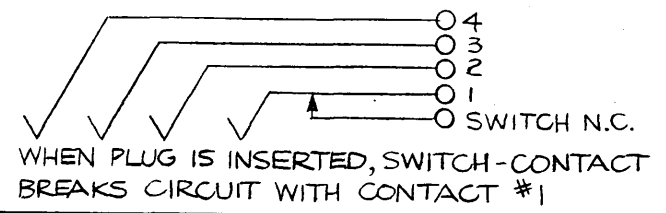


B TJST-120

- NOTES:
1. TERMINALS #1,2,3 & 4 TO BE BERYL COPPER. SWITCH TERMINAL TO BE BRASS.
 2. ALL TERMINALS FINISHED PER QQ-N-290 TYPE I CLASS VIII NICKEL.
 3. ASSEMBLY TO MAKE CONTACT WITH TELEPHONE PLUGS TYPE U-93A/U, U-174/U & NEXUS TP-120.



JACK SCHEMATIC



A	NOTE WAS "FULL THREAD TO WITHIN .060"	12/1/80	
LET.	REVISION	DATE	CHK.

DWN. BY IDH	DATE 11/19/88	MATERIAL	
CHECKED BY W.H.F.	DATE 11/21/88	FINISH	
APPR. BY		WEIGHT	SCALE 2:1
UNLESS OTHERWISE SPECIFIED		TITLE	
DIMENSIONS ARE IN INCHES		TELEPHONE JACK	
TOLERANCES ON		FOUR CONDUCTOR WITH N.C SWITCH	
FRACTIONS DECIMALS ANGLES		DO NOT SCALE DWG.	SHEET OF
		NEXUS STAMFORD, CONN.	
		SIZE	DWG. NO.
		B	TJST-120