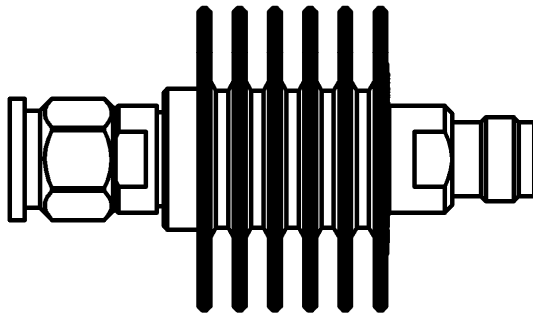
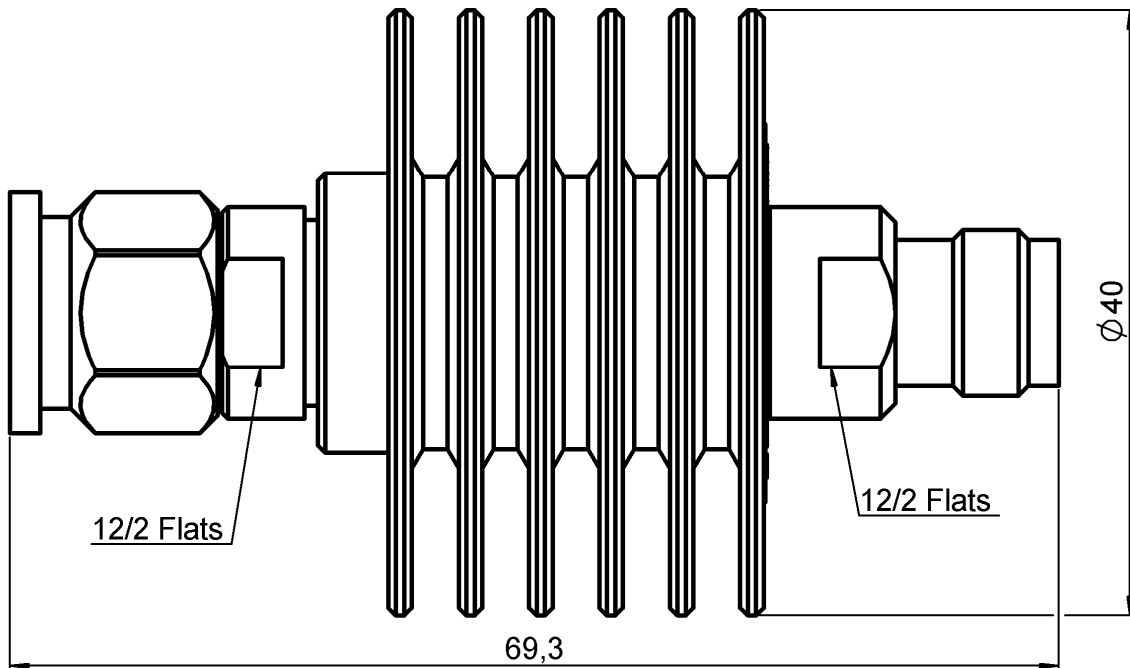
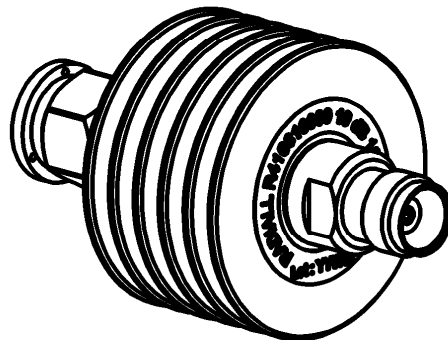


TNC ATTENUATOR
10 DB 18 GHZ 10W

R416.810.000
Series : ATTENUATOR



SCALE 1:1



All dimensions are in mm.

COMPONENTS	MATERIALS	PLATING(µm)
BODY	STAINLESS STEEL	PASSIVATION
MALE CENTER CONTACT	BERYLLIUM COPPER	GOLD 2.5 OVER NICKEL 2
FEMALE CENTER CONTACT	BERYLLIUM COPPER	GOLD 2.5 OVER NICKEL 2
OUTER CONTACT		
INSULATOR	PTFE	
GASKET	SILICONE RUBBER	
SUBSTRATE	ALUMINIUM NITRIDE	
RESISTOR	THIN FILM	
OTHERS PARTS	ALUMINIUM	BLACK ANODIZATION

Issue : 0840 A

In the effort to improve our products, we reserve the right to make changes judged to be necessary.



TNC ATTENUATOR
10 DB 18 GHZ 10W

R416.810.000

Series : ATTENUATOR

ELECTRICAL CHARACTERISTICS

Frequency (GHz)	DC - 4	4 - 8	8 - 18
V.S.W.R (\leq)	1.20	1.30	1.40
Deviation(\pm dB)	0.50	0.50	0.50

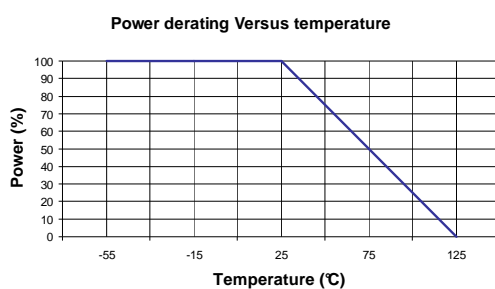
Operating Frequency Range	DC - 18	GHz
Impedance	50	Ω
Nominal Attenuation	10	dB
Peak power at 25°C (1 μ s, 1%)	300	W
Average power at 25°C	10	W (Free Air Cooled)
		W (Conduction Cooled)

MECHANICAL CHARACTERISTICS

Connectors	TNC	Male Female	MIL-C 39012
Weight	83,7700 g		

ENVIRONMENTAL CHARACTERISTICS

Operating temperature range	-55 /+125 °C
Storage temperature range	-55 /+125 °C



SPECIFICATION

OTHER CHARACTERISTICS

Issue : 0840 A

In the effort to improve our products, we reserve the right to make changes judged to be necessary.

RADIALL 