

Contact insert - HC-D07-I-CT-M-42V-METAL - 1425005

Please be informed that the data shown in this PDF Document is generated from our Online Catalog. Please find the complete data in the user's documentation. Our General Terms of Use for Downloads are valid (<http://phoenixcontact.com/download>)




HEAVYCON male insert, D7 series, 7-pos., crimp connection, with IP65 sealing screw

Your advantages

- ✔ Can be used in rail vehicles, satisfy DIN EN 45545-2 with requirement sets R22, R23, and R24 in hazard levels HL1, HL2, and HL3.

Key Commercial Data

Packing unit	1 pc
Minimum order quantity	10 pc
GTIN	 4 055626 383361
GTIN	4055626383361

Technical data

General

Connection method	Crimp connection
Degree of pollution	3
Overvoltage category	III
Number of positions	7+PE
Insertion/withdrawal cycles	≥ 500
Size	D7
Contact numbering	1 - 7
Conductor cross section	0.14 mm ² ... 2.5 mm ²
Connection cross section AWG	26 ... 14
Stripping length of the individual wire	8 mm (0.14 ... 1.5 mm ²)
	6 mm (2.5 mm ²)
Assembly instructions	To ensure correct use, installation in housing with IP54 protection or better is required

Ambient conditions

Contact insert - HC-D07-I-CT-M-42V-METAL - 1425005

Technical data

Ambient conditions

Ambient temperature (operation)	-40 °C ... 125 °C (including heating up of contacts)
---------------------------------	--

Material data

Seal material	NBR
Contact material	Copper alloy
Contact surface material	Ag (alternatively Au)
Contact carrier material	PC
Standards/regulations	PC: Fire protection in rail vehicles - requirement sets R22, R23, and R24 acc. to DIN EN 45545-2 (Risk level HL1 - HL3)

Electrical characteristics

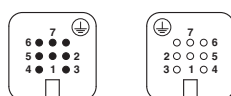
Rated voltage (III/3)	42 V
Rated surge voltage	4 kV
Rated current	10 A

Standards and Regulations

Constructional and testing regulations	DIN VDE 0627/86
	DIN VDE 0110/02.79
	DIN VDE 0110-1/04.97
	IEC 60664-1, DIN IEC 60512
	IEC 60352
Flammability rating according to UL 94	V0

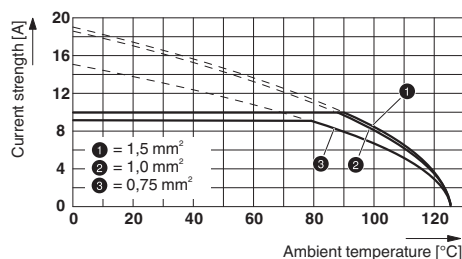
Drawings

Schematic diagram



Connector pin assignment connection side: Left pin; right socket

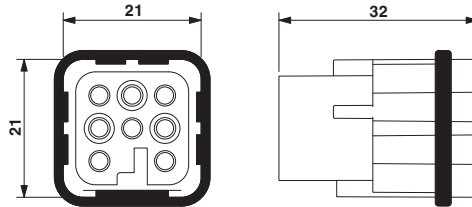
Diagram



Derating diagram: Series HC-D 7-I-CT..

Contact insert - HC-D07-I-CT-M-42V-METAL - 1425005

Dimensional drawing



Male insert

Approvals

Approvals

Approvals

CSA / UL Recognized

Ex Approvals

Approval details

CSA	http://www.csagroup.org/services-industries/product-listing/	13631
Nominal voltage UN	42 V	
Nominal current IN	10 A	
mm ² /AWG/kcmil	14	

UL Recognized	http://database.ul.com/cgi-bin/XYV/template/LISEXT/1FRAME/index.htm	E118976
Nominal voltage UN	42 V	
Nominal current IN	10 A	
mm ² /AWG/kcmil	14	

Phoenix Contact 2018 © - all rights reserved
<http://www.phoenixcontact.com>

PHOENIX CONTACT GmbH & Co. KG
Flachsmarktstr. 8
32825 Blomberg
Germany
Tel. +49 5235 300
Fax +49 5235 3 41200
<http://www.phoenixcontact.com>