



## Micro Bayonet Connectors

Designed for  
Aerospace Applications  
at a Fraction of the Cost





Amphenol's Bantam Product Series was inspired by the need to replace D-Sub and traditional high cost connectors with a low cost alternative while maintaining the high performance demanded by today's flight critical applications

### FEATURES:

- Low Cost
- Simplified Termination with tape and reel contacts
- Small Form Factor
- Secure Latching
- Tool-less & Fast Mate
- Lightweight



### OVERVIEW

Bantam is a high performance circular connector product range developed for aerospace applications where electrical performance must be met with affordability. High mating cycles along with excellent shell to shell electrical bonding for EMI are the benchmark of rugged connectors. Bantam provides the solution that meets your budget and performance goals. Amphenol has filled the gap between the most ruggedized military grade connectors and the consumer grade connectors with Bantam!

Bantam utilizes a robust triple bayonet coupling mechanism along with an internal EMI ground spring to provide excellent shell to shell conductivity. Various mounting options are available including in-line and 2 hole flange mount configurations.

Bantam meets the RoHS and EWIS requirements for the aerospace cabin environment.



### KEY FEATURES AND BENEFITS:

- High Density
- Shell to Shell Shielding
- EWIS and RoHS Compliant
- Bayonet Coupling provides quick and positive locking
- Compact and Lightweight
- Quick Termination Process
- High Reliability interconnect for demanding applications

### PERFORMANCE:

General Specifications

Available Inserts: 7 Pins & 15 Pins;  
Size 22D

Current: 3 amp @ 26 AWG  
5 amp @ 22 AWG

Class: F (Al shell, nickel plated)

Operating Voltage: 500VAC

Crimp Contact Term: #22 to #26 AWG

Shell-to-shell Conductivity: 2.5 mΩ

Operating Temperature: -55° to 125° C

Mating/unmating cycles: >500

Keying Options: 5 or more

### APPLICATIONS:

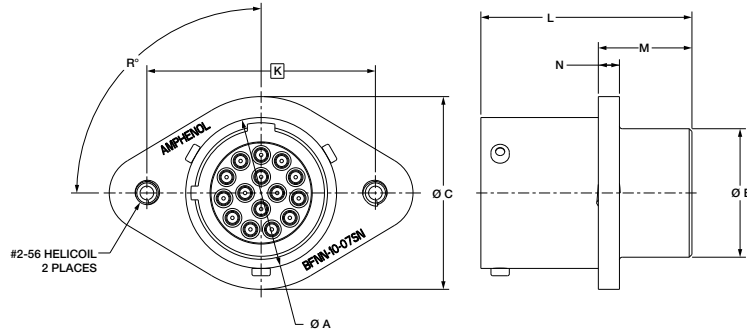
- Cabin & Proximity Lighting
- Sensors
- IFE&C
- In-Seat Wiring
- In-line Connections
- Panel/Equipment Connections

### MATERIALS (RoHS COMPLIANT):

- Shell and Coupling Nut: Aluminum Alloy, Nickel Plated as standard
- Inserts High Performance thermoplastic
- Contacts: Stainless Steel & Copper Alloy, Gold Plated

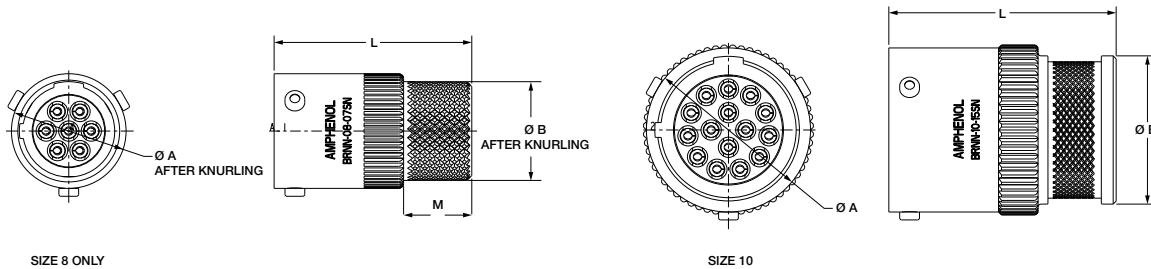


## 2 HOLE FLANGE MOUNTING RECEPTACLE



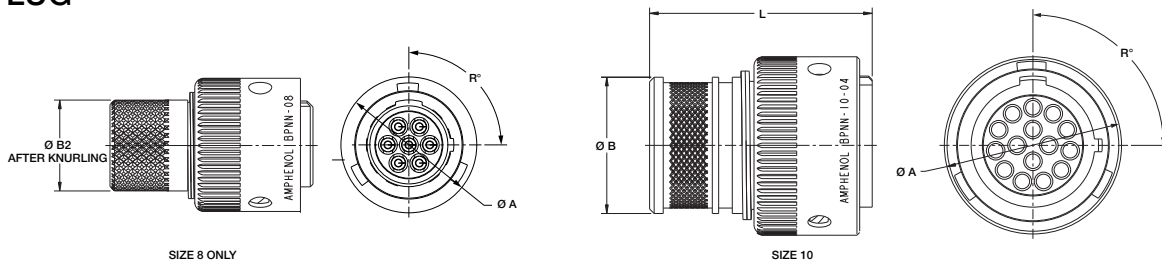
Part Number	Size	Arrangement	Ø A ±.006	Ø B ±.006	Ø C ±.004	K	L ± .008	M ±.004	N ±.004
BFNN-08-07()	08	07	.457	.394	.551	.760	.709	.205	.091
BFNN-10-15()	10	15	.647	.551	.827	.980	.906	.402	.091

## INLINE RECEPTACLE



Part Number	Size	Arrangement	Ø A	Ø B	L	M	Number of Contacts		
							Size 22D	Size 20	Size 16
BRNN-08-07()	08	07	.462-.446	.400-.393	.795-.779	.280-.272	7	0	0
BRNN-10-15()	10	15	.671-.683	.585-.596	.898-.913	N/A	15	0	0

## PLUG



Part Number	Size	Arrangement	Ø A	Ø B	Ø B2	L	Number of Contacts		
							Size 22D	Size 20	Size 16
BPNN-08-07()	08	07	.583-.591	N/A	.393-.400	.875-.885	7	0	0
BPNN-10-15()	10	15	.763-.773	.590-.597	N/A	.960-.970	15	0	0



## How to Order - BANTAM 1/4 Turn Bayonet Coupling

1.	2.	3.	4.	5.	6.	7.
Series	Shell Plating	Class	Insert Arrangement	Contacts	Keying	Optional Code
<b>BP</b>	<b>N</b>	<b>N-</b>	<b>08-07</b>	<b>P</b>	<b>N</b>	

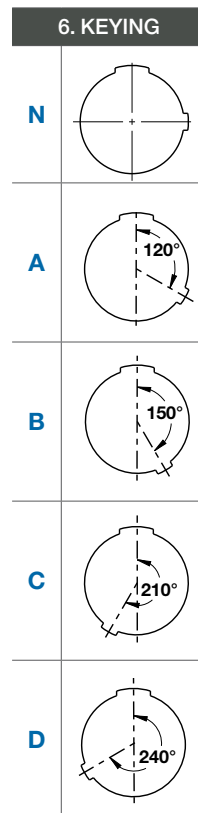
1. SERIES	
<b>BP</b>	Plug, Integral Backshell
<b>BR</b>	In-Line Receptacle, Integral Backshell
<b>BF</b>	2 Hole Flange Receptacle

2. SHELL PLATING		3. CLASS	
<b>N</b>	Electroless Nickel	<b>N-</b>	Non Environmental

4. INSERT ARRANGEMENTS			
Insert Arrg	#22D	#20	#16
<b>08-07</b>	7		
<b>10-15</b>	15		
<b>10-12*</b>	11		1
<b>10-04*</b>			4
<b>10-07*</b>	4		3

\*Coming soon

5. CONTACTS	
<b>P</b>	Pin Crimp (S&F)
<b>S</b>	Socket Crimp (S&F)
<b>A</b>	Pin, less contacts
<b>B</b>	Socket, less contacts
<b>C</b>	Pin Crimp (machined crimp barrel)
<b>D</b>	Socket Crimp (machined crimp barrel)
<b>E</b>	Pin PC Tail-Length .150
<b>F</b>	Socket PC Tail-Length .150



7. OPTIONAL CODE	
<b>B</b>	Shield Termination Micro Band Included



Notice: Specifications are subject to change without notice. Contact your nearest Amphenol Corporation Sales Office for the latest specifications. All statements, information and data given herein are believed to be accurate and reliable but are presented without guarantee, warranty, or responsibility of any kind, expressed or implied. Statements or suggestions concerning possible use of our products are made without representation or warranty that any such use is free of patent infringement and are not recommendations to infringe any patent. The user should assume that all safety measures are indicated or that other measures may not be required. Specifications are typical and may not apply to all connectors.

AMPHENOL is a registered trademark of Amphenol Corporation. ©2016 Amphenol Corporation REV.6/8/2016