THIS DRAWING IS UNPUBLISHED. RELEASED FOR PUBLICATION -.- .
© COPYRIGHT - BY TYCO ELECTRONICS CORPORATION. ALL INTERNATIONAL RIGHTS RESERVED.

LOC	DIST
A	66

REVISIONS

P	LTR	DESCRIPTION	DATE	DWN	APVD
	C	ECR-08-018030	7-2008	MY	TE

PART NUMBER	REV	FIRST USED	TERMINATOR	FEED TYPE	DESCRIPTION
1339674-1	C	-	BENCH & LEADMAKER	MECH POST FEED	HD-I APPLICATOR
7-1339674-1	C	-	BENCH & LEADMAKER	MECH POST FEED	-1 AND SPARE PARTS
7-1339674-7	A	-	-	-	SPARE PARTS KIT

CRIMP DATA AMP TERMINAL AMP CRIMP SPECS

TERMINAL NAME: FASTIN-FASTON CONNECTOR .250 SR REC CONTACT

CRIMP	SIZE	TYPE	RANGE
WIRE	4.06 [.160 IN]	F	4.00-6.00mm²
INSUL	5.33 [.210 IN]	F	3.40-5.10 [.134-.201 IN]

WIRE STRIP LENGTH SEE APPL SPEC. | APPL INSTRUCTION 408-8323

TERMINAL - - | APPL SPEC 114-20021 - | FEED 21.45 [.844 IN]

TERMINALS APPLIED

180351	-	-	-	-
180560	-	-	-	-
-	-	-	-	-
-	-	-	-	-
-	-	-	-	-
-	-	-	-	-
-	-	-	-	-
-	-	-	-	-

WIRE SIZE mm² AWG	CRIMP HEIGHT	PIN PN & LENGTH [IN]
6.00mm²	2.34 ±0.05 [.092 ±.002 IN]	5-354778-3 [.2760]
10 AWG	2.21 ±0.05 [.087 ±.002 IN]	6-354778-4 [.2815]
5.00mm²	2.16 ±0.05 [.085 ±.002 IN]	6-354778-8 [.2835]
4.00mm²	1.96 ±0.05 [.077 ±.002 IN]	8-354778-6 [.2925]
-	-	-
-	-	-
-	-	-
-	-	-
-	-	-
-	-	-
-	-	-
-	-	-
-	-	-
-	-	-
-	-	-

SET UP GAGE	LAYOUT
458638-3	L2486

1. RECOMMENDED SPARE PARTS.
2. GREASE RAM, CAM, CAM FOLLOWER AND FEED ROD LIGHTLY.
3. LUBRICATE DAILY PER THE APPLICATOR INSTRUCTION SHEET SUPPLIED WITH THE APPLICATOR.

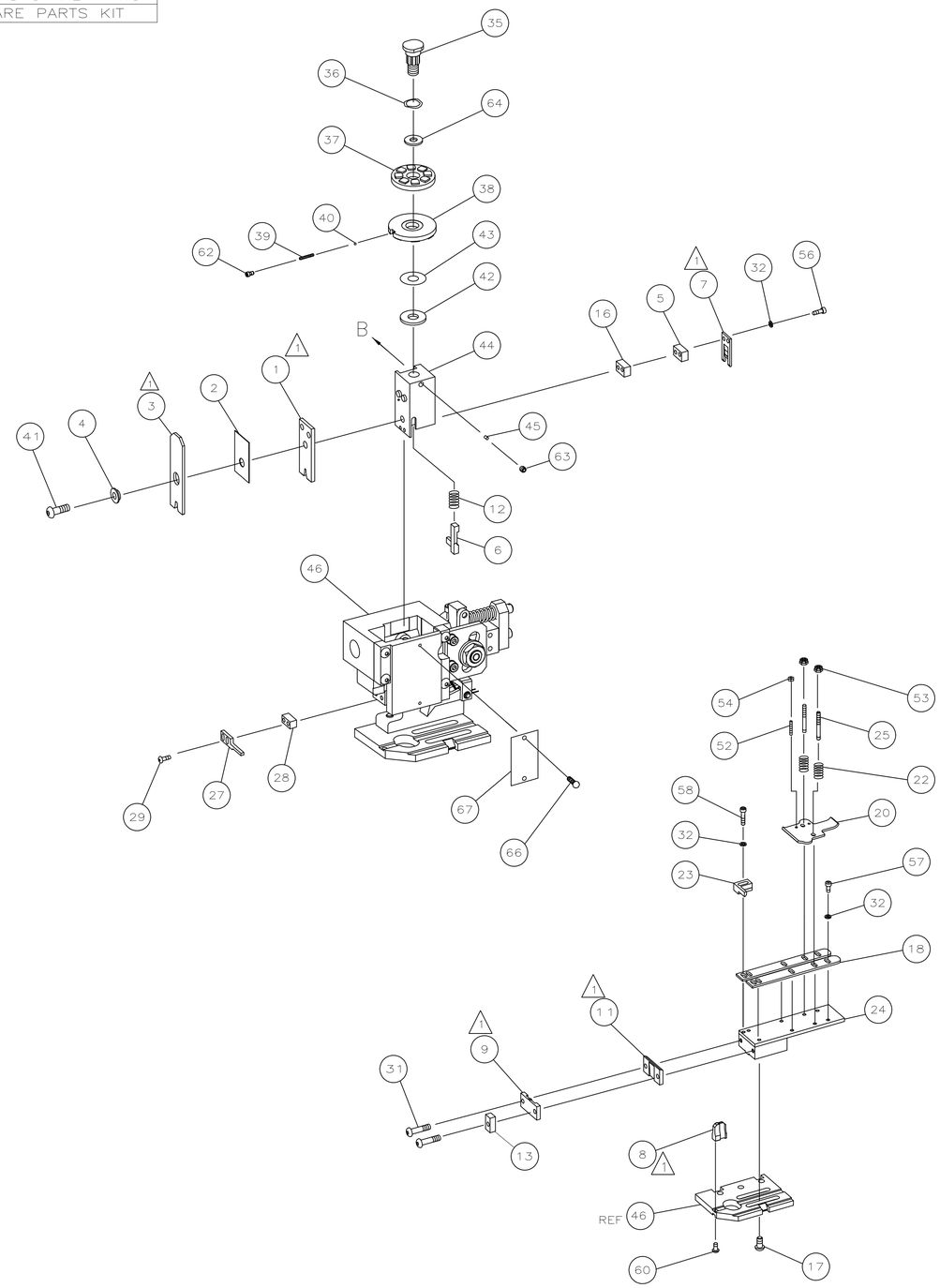

QTY REQD PER ASSY			PART NO	DESCRIPTION	ITEM NO
					73
-	1	1	1339674	PRINT, APPLICATOR LOG SHEET	72
-	1	1	1338705-2	DOCUMENTATION PACKAGE	71
					70
					69
					68
-	1	1	461264-1	PLATE, IDENTIFICATION	67
-	2	2	21017-2	SCR,DRIVE(#2X.19)ID PLATE	66
					65
-	1	1	986950-1	WASHER, FLAT PRECISION	64
-	1	1	3-18031-0	SCR,SKT SET(M6X6)RAM	63
-	1	1	18023-9	SCR,SKT CAP(M4X6)CP DSC	62
					61
-	1	1	18024-7	SCR,BHC(M4X10)ANVIL	60
					59
-	2	2	1-18023-4	SCR,SHC(M4X20)HOLD DOWN	58
-	5	5	1-18023-0	SCR,SHC(M4X8)STRIP GUIDE	57
-	2	2	9-18023-6	SCR,SHC(M4X14)SLUG BLADE	56
					55
-	2	2	18029-1	NUT,HEX(M3)DRAG	54
-	2	2	986965-1	NUT,HEX SL(M4)DRAG STUD	53
-	2	2	2-18032-2	SCR,SKT SET(M3X10)DRAG	52
					51
					50
-	1	1	18024-3	SCR,BHC(M3X10)CAM	49
					48
-	1	1	1338676-1	CAM, POST-FEED 30 & 40 mm ST	47
-	1	1	1338662-2	APPLICATOR, BASIC (SUBASSY)	46
-	1	1	690191-1	PLUG, NYLON	45
-	1	1	1320998-1	RAM	44
-	1	1	690125-1	WASHER, LAMINATED	43
-	1	1	690124-1	WASHER, RAM	42
-	1	1	2-18024-6	SCREW,BHC(M8X25)CRIMPER	41
-	1	1	23241-1	BALL, STEEL	40
-	1	1	2-22278-7	SPRING, COMPRESSION	39
-	1	1	1320922-1	DISC, INSULATION	38
-	1	1	354777-1	WIRE DISC, PLASTIC	37
-	1	1	22480-5	WASHER, SPRING	36
-	1	1	690212-1	POST, RAM	35
					34
					33
-	9	9	18025-2	WASHER,LOCK(M4)SHEAR BL	32
-	2	2	1-18024-0	SCR,BHC(M4X20)SHEAR PL	31
					30
-	2	2	18024-8	SCR,BHC(M4X12)STRIPPER	29
-	1	1	3-690451-2	SPACER, STRIPPER	28
-	1	1	690455-7	STRIPPER	27
					26
-	2	2	1320906-1	DRAG, STUD	25
-	1	1	1320995-3	STRIP GUIDE	24
-	1	1	240825-8	PLATE, STRIP HOLD DOWN	23
-	2	2	3-22281-8	SPRING, DRAG	22
					21
-	1	1	1338665-1	DRAG, STOCK	20
					19
-	2	2	1338663-6	GUIDE, LOWER STRIP	18
-	4	4	1-18024-8	SCR,BHC(M6X12)STRIP GD PL	17
-	1	1	1338708-1	SPACER, SLUG BLADE	16
-	-	-			15
					14
-	1	1	690481-2	SPACER, HOLD DOWN	13
-	1	1	23846-1	SPRING, HOLD DOWN	12
-	1	1	240833-3	PLATE, REAR SHEAR	11
					10
-	1	1	690482-3	PLATE, FRONT SHEAR	9
1	2	1	1-1333223-5	ANVIL	8
-	1	1	690474-3	BLADE, SLUG	7
-	1	1	2-455892-7	HOLD DOWN, TERMINAL	6
-	1	1	240641-3	SPACER, SLUG BLADE	5
-	1	1	238009-1	SPACER, BLOCK CRIMPER	4
1	2	1	6-683453-8	CRIMPER, INSULATION	3
-	1	1	455888-9	SPACER, CRIMPER	2
1	2	1	456427-2	CRIMPER, WIRE	1
-77	-71	-1			

PARTS LIST

VIEW B ROTATED 180°

POST-FEED 40 mm STROKE

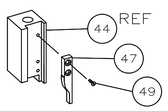

LEADMAKER OR BENCH G

POST-FEED 30 mm STROKE

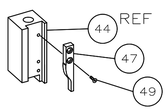

K TERMINATOR BENCH MACHINE

THIS DRAWING IS A CONTROLLED DOCUMENT.

DIMENSIONS: INCHES

TOLERANCES UNLESS OTHERWISE SPECIFIED:
0 PLC ± -
1 PLC ± -
2 PLC ± -
3 PLC ± -
4 PLC ± -
ANGLES ± -

MATERIAL -
FINISH -

DWN M.CLIFFORD 110CT02
CHK - -
APVD F.BACKHURST 110CT02
PRODUCT SPEC -
APPLICATION SPEC -
WEIGHT -

Tyco Electronics — Tyco Electronics Corporation, Harrisburg, PA 17105-3608

NAME: END FEED HD-I APPLICATOR

SIZE	CAGE CODE	DRAWING NO	RESTRICTED TO
A1	00779	C 1339674	-

CUSTOMER DRAWING | SCALE - | SHEET 1 OF 1 | REV C

4805 (1/08)

18JUL2008 6:34am