



.1% Thin Film Chip Resistors

288-0603-RC & 288-0805-RC Series

(RoHS Compliant)

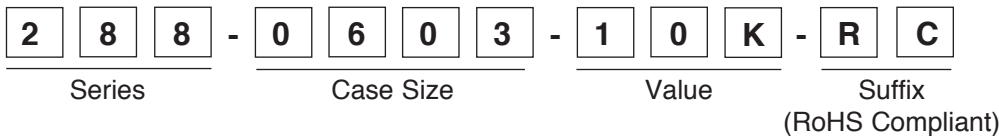
DIMENSIONS (mm)

FEATURES

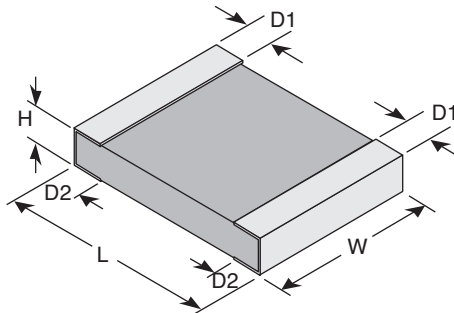
- Package Type: 0603 & 0805
- Power Rating (Watts): 1/16W (0603) & 1/10W (0805)
- Resistance Temperature Coefficient: $\pm 10\text{ppm}/^\circ\text{C}$
- Operating Temperature Range: -55°C to $+155^\circ\text{C}$
- Value Range: 100 Ω -100K
- Passivated coating for humidity performance



PART NUMBERING SYSTEM



SERIES, SIZE, WATTAGE, VOLTAGE, AND DIMENSIONS



Series	Case Size	Watts	Voltage(max.)		Dimensions (mm)				
			W.V.	O.V.	L	W	H	D1	D2
288-0603-VALUE-RC	0603	1/16W	50	100	1.60 \pm .10	.80 \pm .15	.45 \pm .10	.03 \pm .20	.03 \pm .20
288-0805-VALUE-RC	0805	1/10W	100	200	2.0 \pm .15	1.25 \pm .15	.55 \pm .10	.04 \pm .20	.04 \pm .20

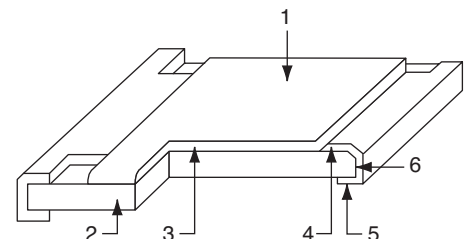
STANDARD VALUES (Ω)

100	187	357	825	1.33K	2.1K	3.83K	5.62K	7.68K	12.1K	20K	34.8K	66.5K
105	200	365	845	1.5K	2.21K	3.92K	5.9K	7.87K	12.4K	21K	35.7K	68.1K
121	215	402	887	1.54K	2.49K	4.02K	6.04K	8.25K	13K	24.3K	38.3K	75K
124	243	499	931	1.62K	2.61K	4.12K	6.34K	9.09K	13.3K	24.9K	39.2K	78.7K
130	249	511	1.0K	1.65K	3.16K	4.22K	6.65K	9.53K	15K	30.1K	40.2K	100K
150	267	590	1.02K	1.78K	3.24K	4.53K	6.81K	10K	16.5K	30.9K	46.4K	
165	301	634	1.1K	2.0K	3.32K	4.75K	6.98K	10.2K	18.7K	32.4K	49.9K	
174	340	732	1.24K	2.05K	3.57K	4.99K	7.5K	11.5K	19.1K	33.2K	56.2K	

NOTE: RoHS Compliant by Exemption

CONSTRUCTION

No.	Part Name
1	Protective coating: Epoxy
2	High purity alumina substrate
3	Resistive element: metal film
4	Termination (Inner): Ag/Pd
5	Termination (Between): Ni plating film
6	Termination (Outer): Sn plating film



XICON PASSIVE COMPONENTS • (800) 628-0544



.1% Thin Film Chip Resistors (RoHS Compliant)

288-0603-RC & 288-0805-RC Series

■ CHARACTERISTICS

Characteristics	Limits	Test Methods
Temperature Coefficient	Refer to item 5.	Natural resistance change per temp. degree centigrade. $\frac{R_2 - R_1}{R_1(t_2 - t_1)} \times 10^6 \text{ (PPM/}^\circ\text{C)}$ R ₁ : Resistance value at room temperature (t ₁) R ₂ : Resistance value at room temp. plus 100 ^o C (t ₂)
Short-time overload	Δ R/R: ±0.5%	Permanent resistance change after the application of 2.5 times RCWV for 5 seconds.
Insulation Resistance	>1,000mΩ	Apply 100V dc for 1 minute
Load Life	Δ R/R: ±0.2% >7KΩ Δ R/R:±0.5%	RCWW 70°C, 1.5 hours on, 0.5 hours off, total 1,000 hours.
Humidity (steady state)	Δ R/R: ±0.3%	40°C,90~95%rh, RCWV 1.5 hours on, 0.5 hours off, total 1,000 hours.
Terminal bending	Δ R/R: ±0.2%	Twist of test board: Y/X = 3/90 mm for 10 Seconds
Solderability	95% coverage min.	Wave Solder: Test temperature of solder: 245°C±5°C dipping time in solder: 2-3 seconds.
Soldering Heat	Δ R/R: ±0.2%	Dip the resistor into a solder bath having a temperature of 260°C+5°C and hold it for 10±1 seconds.

