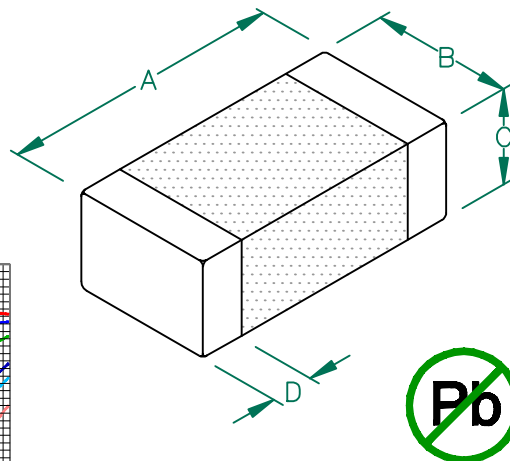


MI1206K900R-10

UNCONTROLLED DOCUMENT

PHYSICAL DIMENSIONS:

A	3.20	[.126]	+ 0.20	[.008]
B	1.60	[.063]	+ 0.20	[.008]
C	1.10	[.043]	+ 0.20	[.008]
D	0.51	[.020]	+ 0.25	[.010]

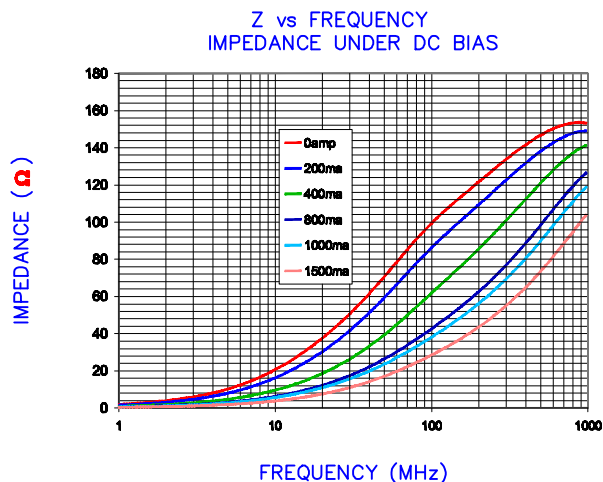


ELECTRICAL CHARACTERISTICS:

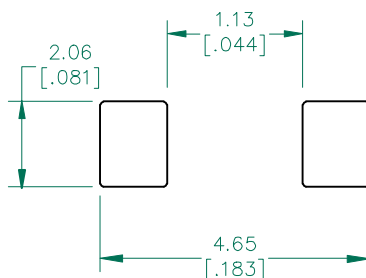
Z @ 100MHz (Ω)	DCR (Ω)	Rated Current
Nominal	90	
Minimum	68	
Maximum	113	0.080
		1500 mA

NOTES: UNLESS OTHERWISE SPECIFIED

1. TAPED AND REELED per CURRENT EIA SPECIFICATIONS 7" REELS, 3000 PCS/REEL. EMBOSSED PLASTIC TAPE.
2. COMPONENTS SHOULD BE ADEQUATELY PREHEATED BEFORE SOLDERING.
3. TERMINATION FINISH IS 100% TIN.

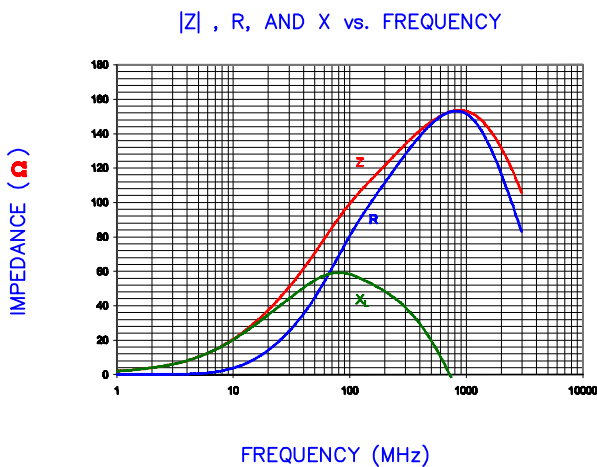
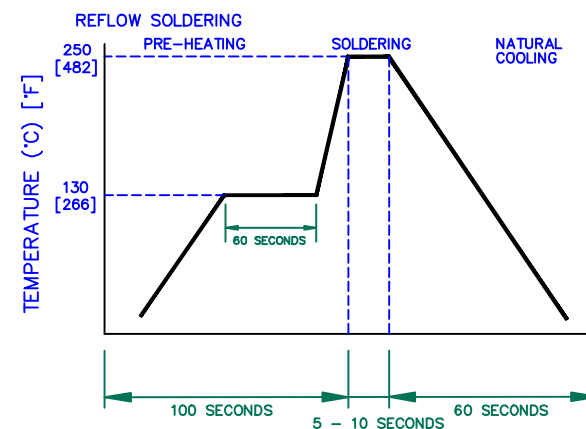


LAND PATTERNS FOR REFLOW SOLDERING



(For wave soldering, add 0.762 (0.030) to this dimension)

RECOMMENDED SOLDERING CONDITIONS



DIMENSIONS ARE IN mm [INCHES]				This print is the property of Laird Tech. and is loaned in confidence subject to return upon request and with the understanding that no copies shall be made without the written consent of Laird Tech. All rights to design or invention are reserved.			
C	UPDATE COMPANY LOGO	08/22/08	JRK	PROJECT/PART NUMBER: MI1206K900R-10	REV	PART TYPE:	DRAWN BY:
B	ADD ROHS SYMBOL, TAPE SPEC & UPDATE COMPANY LOGO	08/31/07	JRK		C	CO-FIRE	JRK
A	ORIGINAL DRAFT	06/02/04	JRK	DATE: 06/02/04	SCALE: NTS	SHEET: 2 of 2	
REV	DESCRIPTION	DATE	INT	GAD #	TOOL #		
				MI1206K900R-10-C	-		