

Miniature AC Varistor – MAV




Low Power AC Circuit Protection

GENERAL DESCRIPTION

AVX Miniature AC Varistors are designed for use in low power AC circuit protection. MAV series devices are an ideal solution to transient suppression in LC resonant circuits intended for signal & power transfer. The AVX part provides low loss in the resonant circuit yet is able to clamp large amounts of transients in a bi-directional manner.

The ability to handle large transients makes the MAV series useful in low power AC circuit protection and the AEC Q200 qualification allows for use in automotive applications.



FEATURES

- 110 Pk-Pk @ 125kHz capability
- AEC Q200 qualified
- ESD rated to 25kV (HBM ESD Level 6)
- EMI/RFI attenuation in off state
- Bi-Directional protection

APPLICATIONS

- LC resonant circuits
- AC sampling circuitry
- Transformer secondaries
- GFI modules

HOW TO ORDER

MAV	002	0	W	P	
Series	Size	Capacitance	Packaging	Termination	
	001 = 0603 002 = 0405 004 = 0402	0 = Low	D = 7" reel (1,000 pcs) R = 7" reel (4,000 pcs) T = 13" reel (10,000 pcs) W = 7" Reel (10,000 pcs 0402 and 201 only)	P = Plated Sn over Ni barrier	



ANTENNAGUARD CATALOG PART NUMBERS/ELECTRICAL VALUES

AVX Part Number	V _W (DC)	V _W (AC)	V _B	V _C	I _{VC}	E _T	I _P	I _L	Cap	Elements
MAV0010_P	70	52	120 ±15%	225	1	0.015	2	10	22pF Max	1
MAV0020_P	70	52	120 ±15%	225	1	0.020	3	10	8pF Max	2
MAV0040_P	70	52	120 ± 15%	225	1	0.020	1	10	6pF Max	1

└ Packaging Code

V_W(DC) DC Working Voltage [V]
 V_W(AC) AC Working Voltage [V]
 V_B Breakdown Voltage [V @ 1mA_{DC}]
 V_C Clamping Voltage [V @ I_{VC}]

I_L Maximum leakage current at the working voltage [μA]
 E_T Transient Energy Rating [J, 10x100μS]
 I_P Peak Current Rating [A, 8x10μS]
 Cap Maximum capacitance @ 1MHz and 0.5V_{RMS}

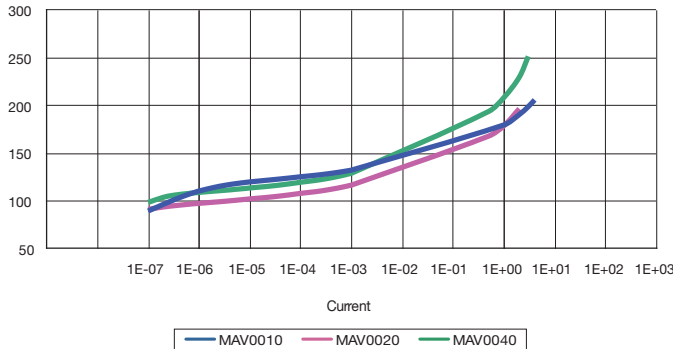
Miniature AC Varistor – MAV



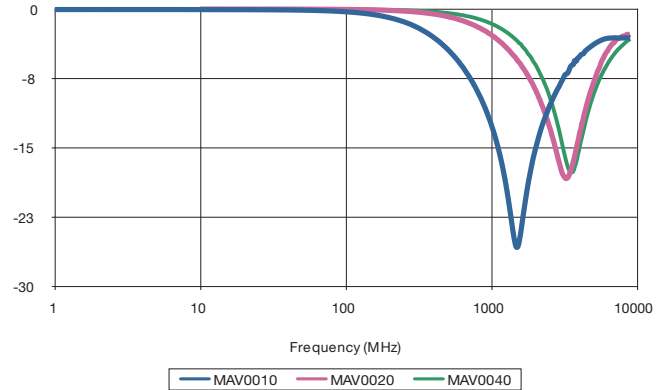
Low Power AC Circuit Protection

TYPICAL PERFORMANCE CURVES

Voltage/Current Characteristics

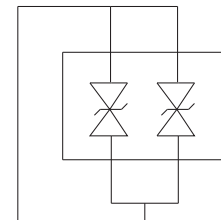
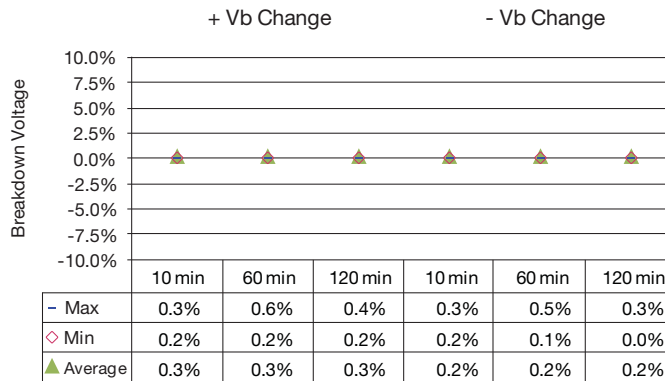


Transmission Characteristics



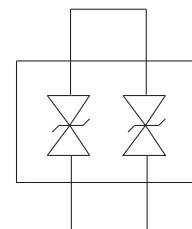
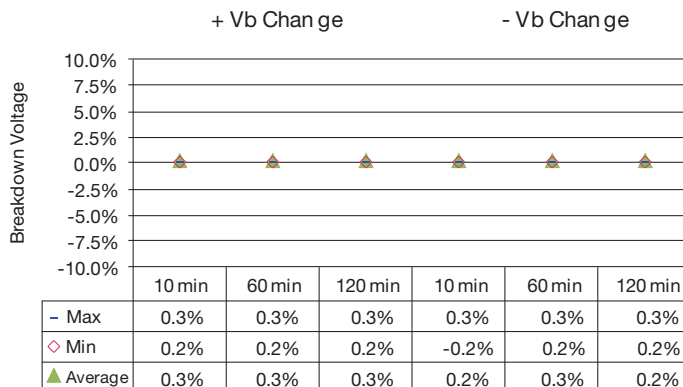
TYPICAL PERFORMANCE CURVES

Impact of AC Voltage on Breakdown Voltage Parallel 110VPP @ 125 kHz



Apply 110V pp
125KHz Sine wave
(Parallel)

Impact of AC Voltage on Breakdown Voltage Series 110VPP @ 125 kHz



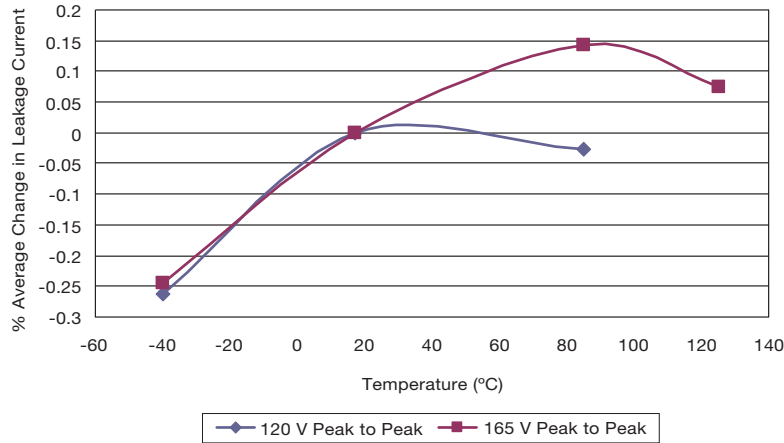
Apply 110V pp
125KHz Sine wave
(Series)

Miniature AC Varistor – MAV

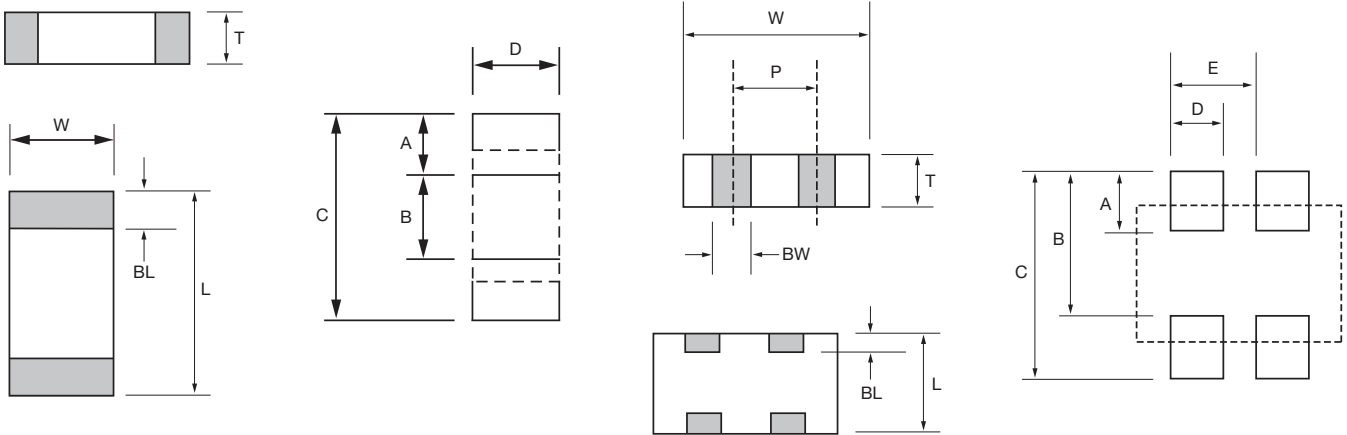


Low Power AC Circuit Protection

IMPACT OF AC VOLTAGE ON LEAKAGE CURRENT



PHYSICAL DIMENSIONS AND RECOMMENDED PAD LAYOUT



L	W	T	BW	BL	P	A	B	C	D	E
MAV0010										
1.60 ± 0.15 (0.063±0.006)	0.80 ± 0.15 (0.032±0.006)	0.90 Max (0.035) Max	N/A	0.35 ± 0.15 (0.014±0.006)	N/A	0.89 (0.035)	0.76 (0.030)	2.54 (0.100)	0.76 (0.030)	N/A
MAV0020										
1.00 ± 0.15 (0.039±0.006)	1.37 ± 0.15 (0.054±0.006)	0.66 Max (0.026) Max	0.36 ± 0.10 (0.014±0.004)	0.20 ± 0.10 (0.008±0.004)	0.64 REF (0.025)REF	0.46 (0.018)	0.74 (0.029)	1.20 (0.047)	0.30 (0.012)	0.64 (0.025)
MAV0040										
1.00±0.10 (0.040±0.004)	0.50±0.10 (0.020±0.004)	0.60 Max (0.024) Max	N/A	0.25±0.15 (0.010±0.006)	N/A	0.61 (0.024)	0.51 (0.020)	1.70 (0.067)	0.51 (0.020)	N/A