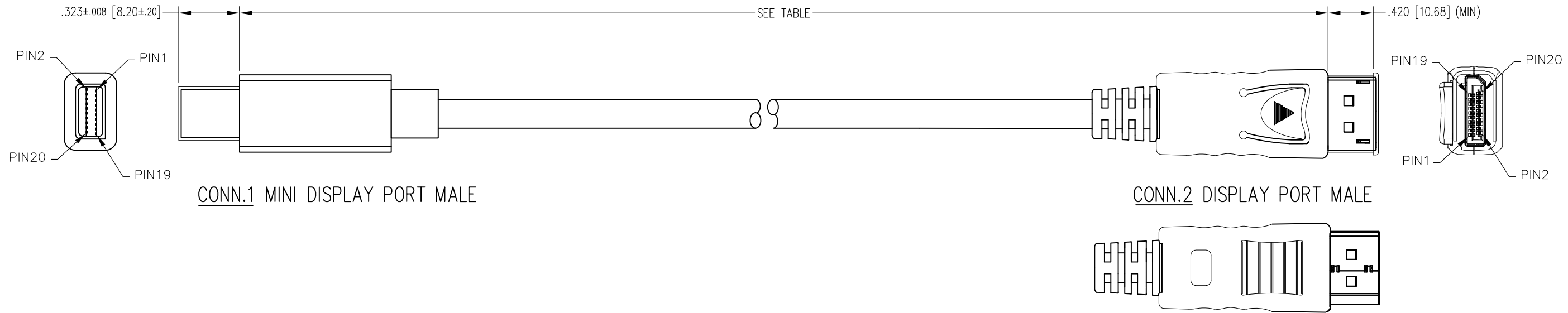
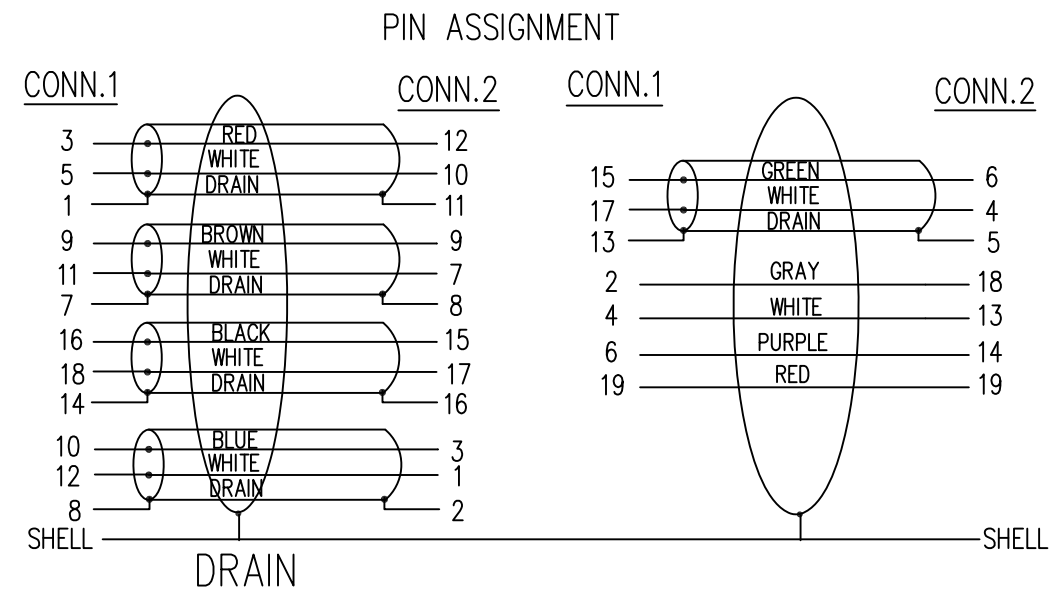


DATE	REV	ECN	APP'D. BY
5/29/19	A0	RELEASED	-
-	-	-	-


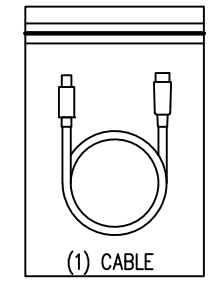


NOTES:

- CONNECTOR COMPONENTS:
 TRANSPARENT DUST COVER
 INSIDE MOLDING: PE
 STRAIN RELIEF MOLDING: 45P PVC, BLACK
 OUTSIDE MOLDING: ABS, WHITE
 SHELL PLATING: GOLD FLASH
 CONTACT: GOLD PLATING
 DISPLAY PORT UL20276 [32AWG(7/0.08TC)*1PR+EAM)*5
 +32AWG(7/0.08TC)*5C+D(BC)+AB 85% (16/7/0.12AL)
 OD: 0.19 [4.8] COLOR: WHITE
- ELECTRICAL TESTING:
 100% OPEN & SHORT & CONTINUITY WIRE TEST
 CONTACT RESISTANCE: 2 OHM(MAX)
 INSULATION RESISTANCE: 10M OHM(MIN)
 HI-POT TEST: DC 100V/10ms
- PACKAGING
 ONE CABLE PER BAG



P/N	LENGTH
BC-DM003F	36±1.2 [915±30]
BC-DM006F	72±1.2 [1830±30]
BC-DM010F	120±1.6 [3050±40]



THIRD ANGLE PROJECTION		206 Van Vorst Street Jersey City, NJ 07302 +1 201 432 0463 http://www.belfuse.com	
DO NOT SCALE DRAWING DRAWING IS SUBJECT TO CHANGE WITHOUT NOTICE		TITLE: MINI DISPLAY PORT MALE TO DISPLAY PORT MALE CABLE	
DIMENSIONS: INCHES [METRIC]	THIS DRAWING AND THE SUBJECT MATTER SHOWN THEREON ARE CONFIDENTIAL AND THE PROPRIETARY PROPERTY OF BEL FUSE, INC. AND SHALL NOT BE REPRODUCED, COPIED, OR USED IN ANY MANNER WITHOUT PRIOR WRITTEN CONSENT OF BEL FUSE, INC.	DRN BY: JMM	DATE 05/16/19
UNLESS OTHERWISE SPECIFIED TOLERANCES ARE ±.005 [0.13] ANGLES ARE ± 1°		APPD BY: ADB	DATE 05/29/19
SHEET NO. 1 OF 1		DWG NO. CT999193	REV. A0

ASSEMBLY FORMAT REV. 6/3/05

B

B

A

A