

NOTES:
 1. ROHS COMPLIANT
 2. MATERIAL:

PANEL CONNECTOR SOCKET - POLYESTER, UL RATING 94-V0
 HEADER CONNECTOR - POLYESTER, UL RATING 94-V0
 LENS - POLYCARBONATE, UL RATING 94-V2
 MOISTURE SEAL - EPDM
 LOCKWAHER - STEEL, NICKEL PLATE
 TERMINALS - PHOSPHOR BRONZE, TIN PLATE
 WIRE - 24 AWG 1007/1569

3. MOUNTING: HOLE SIZE - 5/16" (8mm) OPENING ON 1/2" CENTERS
 4. PANEL THICKNESS: .031" (.787mm) MIN - .125" (3.175mm) MAX
 5. LED LEAD LENGTH:
 FOR BI-LEADS - .250" ± 0.01" (6.35mm ± 0.254)
 FOR TRI-LEADS - CONTACT FACTORY
 6. FOR STANDARD DRY APPLICATIONS USE CMC 441 OR CMC 443 LENS; FOR DUST AND WET
 CONDITIONS USE CMS 442 OR CMS 444 LENS (EXCEEDS NEMA 6P/IP 67)
 7. U.S. & FOREIGN PATENT ISSUED

| REVISIONS | | | | | |
|-----------|------|----------------------------|----------|----------|-------|
| ECN # | REV. | DESCRIPTION | DATE | INITIALS | CHK'D |
| | 001 | REVISED PER ECR 111009AZ01 | 11/26/10 | KH | DPZ |

CABLE ORDERING CODE EXAMPLE:
CNX 440 E02 4 1 12

| TERMINATION * | |
|---------------|---------------------------|
| X = | STRIPPED END |
| E = | SINGLE ROW LOCKING HEADER |
| D = | DUAL ROW LOCKING HEADER |
| 02 = | 2 WIRES |
| 03 = | 3 WIRES |
| 04 = | 4 WIRES |

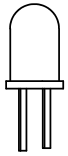
| WIRE SIZE * | |
|-------------|--------|
| 4 | 24 AWG |

| WIRE COLOR * | |
|--------------|-----------------------------|
| 1 | WHITE - BLACK |
| 2 | RED - BLACK |
| 6 | WHITE - BLACK - RED |
| 0 | WHITE - BLACK - RED - GREEN |

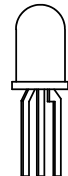
| WIRE LENGTH * | |
|---------------|---------------------|
| 04 | 4 INCHES (101.6mm) |
| 06 | 6 INCHES (152.4mm) |
| 08 | 8 INCHES (203.2mm) |
| 12 | 12 INCHES (304.8mm) |
| 18 | 18 INCHES (457.2mm) |
| 24 | 24 INCHES (609.6mm) |

*CALL FACTORY FOR ADDITIONAL OPTIONS

LEDS
(ORDER SEPARATELY)



5MM BI-LEAD

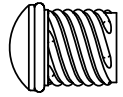


5MM TRI-LEAD

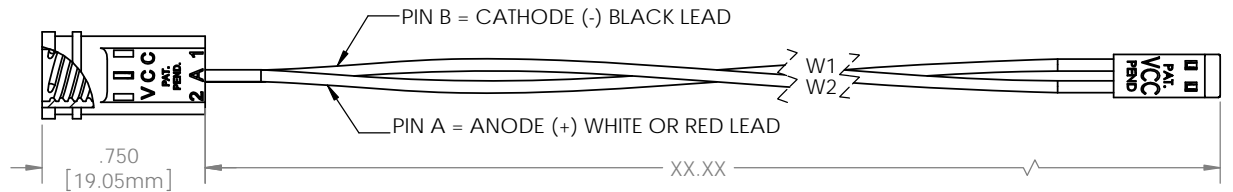
LENS
(ORDER SEPARATELY)



CMC 441
CMC 443



CMS 442
CMS 444



| | | |
|--|---------------|----------|
| DIMENSION STYLE: INCHES / MM GENERAL TOLERANCES UNLESS OTHERWISE SPECIFIED: INCHES ± .500 MM ± 12.7 | APPROVAL | DATE |
| | DRAWN KHOWARD | 11/26/10 |
| THIRD ANGLE PROJECTION PROPRIETARY AND CONFIDENTIAL THE INFORMATION CONTAINED IN THIS DRAWING IS THE SOLE PROPERTY OF VISUAL COMMUNICATIONS COMPANY, INC. ANY REPRODUCTION IN PART OR AS A WHOLE WITHOUT THE WRITTEN PERMISSION OF VISUAL COMMUNICATIONS COMPANY, INC IS PROHIBITED. | CHECKED DPZ | 11/29/10 |
| | MATERIAL | |
| SEE NOTES | | |
| FINISH | | |
| SEE NOTES | | |
| DO NOT SCALE DRAWING | | |

| | | |
|--|--------------|--------------|
| 12780 DANIELSON CT, SUITE A, POWAY, CA 92064 U.S.A PHONE: (800) 522-5546 EMAIL: vccsales@vccite.com | | |
| TITLE: ASSEMBLY, CNX 440 CABLE | | |
| SIZE | DWG. NO. | 001 |
| B | CNX 440 ASSY | |
| SCALE: 1.75:1 | | SHEET 1 OF 1 |