

**NOTES:**  
 1. ROHS COMPLIANT  
 2. MATERIAL:

- PANEL CONNECTOR SOCKET - POLYESTER, UL RATING 94-V0
- HEADER CONNECTOR - POLYESTER, UL RATING 94-V0
- LENS - POLYCARBONATE, UL RATING 94-V2
- MOISTURE SEAL - EPDM
- LOCKWAHER - STEEL, NICKEL PLATE
- TERMINALS - PHOSPHOR BRONZE, TIN PLATE
- WIRE - 24 AWG 1007/1569

- 3. MOUNTING: HOLE SIZE - 5/16" (8mm) OPENING ON 1/2" CENTERS
- 4. PANEL THICKNESS: .031" (.787mm) MIN - .125" (3.175mm) MAX
- 5. LED LEAD LENGTH:  
 FOR BI-LEADS - .250" ± 0.01" (6.35mm ± 0.254)  
 FOR TRI-LEADS - CONTACT FACTORY
- 6. FOR STANDARD DRY APPLICATIONS USE CMC 441 OR CMC 443 LENS; FOR DUST AND WET CONDITIONS USE CMS 442 OR CMS 444 LENS (EXCEEDS NEMA 6P/IP 67)
- 7. U.S. & FOREIGN PATENT ISSUED

REVISIONS					
ECN #	REV.	DESCRIPTION	DATE	INITIALS	CHK'D
	001	REVISED PER ECR 111009AZ01	11/26/10	KH	DPZ

**CABLE ORDERING CODE EXAMPLE:**  
**CNX 440 E02 4 1 12**

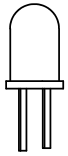
TERMINATION *	WIRE SIZE *
X = STRIPPED END	4   24 AWG
E = SINGLE ROW LOCKING HEADER	
D = DUAL ROW LOCKING HEADER	
02 = 2 WIRES	
03 = 3 WIRES	
04 = 4 WIRES	

WIRE COLOR *
1   WHITE - BLACK
2   RED - BLACK
6   WHITE - BLACK - RED
0   WHITE - BLACK - RED - GREEN

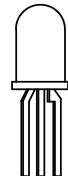
WIRE LENGTH *
04   4 INCHES (101.6mm)
06   6 INCHES (152.4mm)
08   8 INCHES (203.2mm)
12   12 INCHES (304.8mm)
18   18 INCHES (457.2mm)
24   24 INCHES (609.6mm)

\*CALL FACTORY FOR ADDITIONAL OPTIONS

LEDS  
(ORDER SEPARATELY)



5MM BI-LEAD

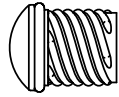


5MM TRI-LEAD

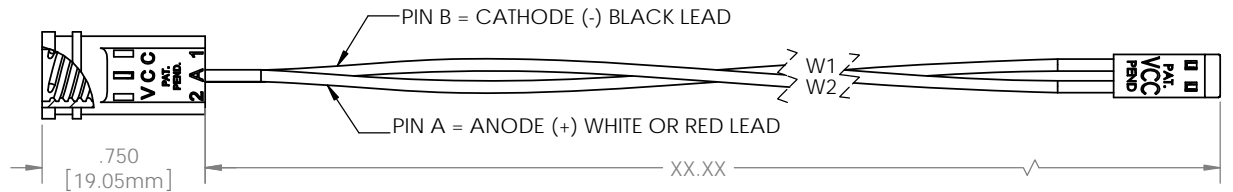
LENS  
(ORDER SEPARATELY)



CMC 441  
CMC 443



CMS 442  
CMS 444



DIMENSION STYLE: INCHES / MM GENERAL TOLERANCES UNLESS OTHERWISE SPECIFIED: INCHES ± .500 MM ± 12.7	APPROVAL	DATE
	DRAWN KHOWARD	11/26/10
 THIRD ANGLE PROJECTION PROPRIETARY AND CONFIDENTIAL THE INFORMATION CONTAINED IN THIS DRAWING IS THE SOLE PROPERTY OF VISUAL COMMUNICATIONS COMPANY, INC. ANY REPRODUCTION IN PART OR AS A WHOLE WITHOUT THE WRITTEN PERMISSION OF VISUAL COMMUNICATIONS COMPANY, INC IS PROHIBITED.	CHECKED DPZ	11/29/10
	MATERIAL	SEE NOTES
FINISH	SEE NOTES	
DO NOT SCALE DRAWING		

 12780 DANIELSON CT, SUITE A, POWAY, CA 92064 U.S.A PHONE: (800) 522-5546 EMAIL: vccsales@vccite.com		
TITLE: ASSEMBLY, CNX 440 CABLE		
SIZE	DWG. NO.	001
<b>B</b>	CNX 440 ASSY	
SCALE: 1.75:1		SHEET 1 OF 1