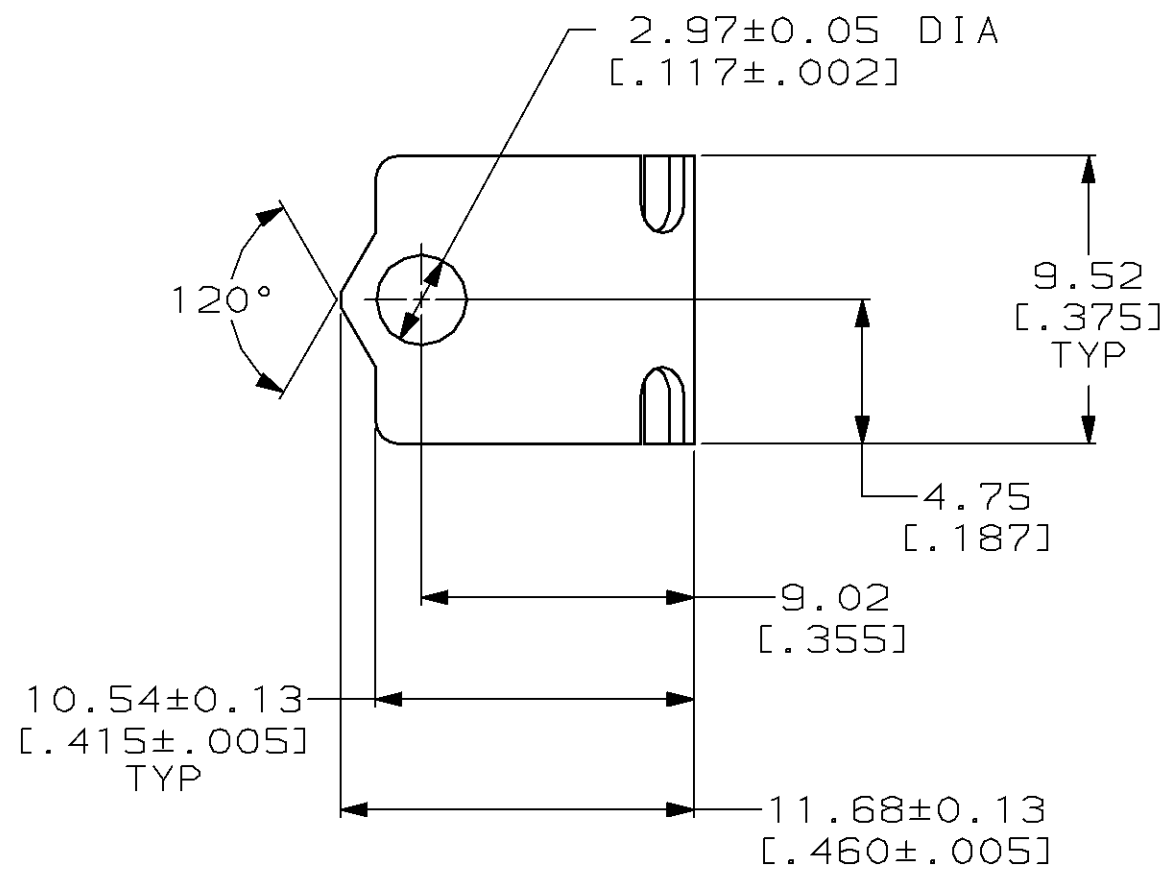
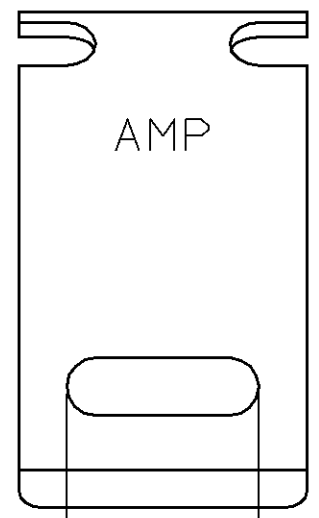
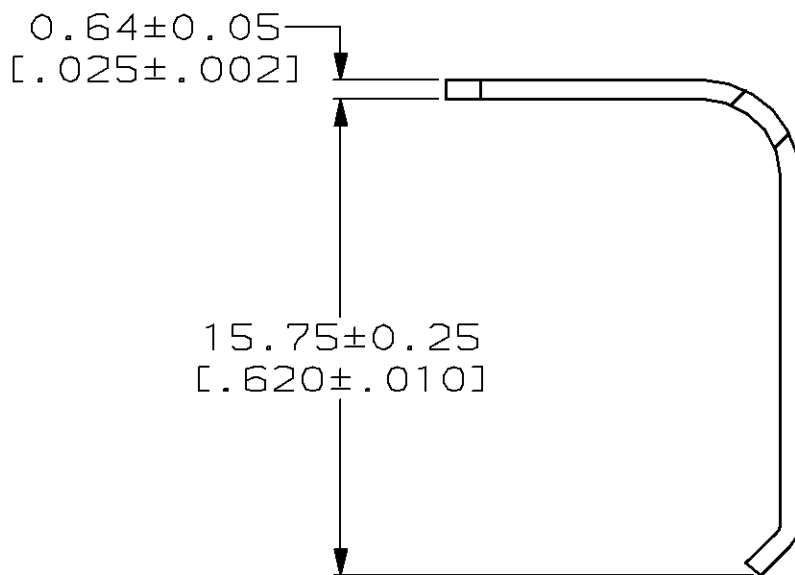


THIS DRAWING IS UNPUBLISHED. RELEASED FOR PUBLICATION, 19 .  
 © COPYRIGHT 19 BY AMP INCORPORATED. ALL RIGHTS RESERVED.

LOC	DIST	REVISIONS			
P	LTR	DESCRIPTION	DATE	DWN	APVD
FT	8	F	REDRAWN W/O CHANGE PER EC 0020-287-96	23 MAY 96	-



△ 0.51 μm [.000020] MIN NICKEL.



201490-1  
 PART NUMBER

THIS DRAWING IS A CONTROLLED DOCUMENT.		DWN C. REIFSNYDER 23 MAY 96	AMP Incorporated Harrisburg, PA 17105-3608											
DIMENSIONS: mm [INCHES]		CHK R. STONE 16 JUL 96												
TOLERANCES UNLESS OTHERWISE SPECIFIED:		APVD G. A. STEINHAUER 23 JUL 96												
<table border="1"> <tr><td>0 PLC</td><td>±-</td></tr> <tr><td>1 PLC</td><td>±-</td></tr> <tr><td>2 PLC</td><td>±0.38 [.015]</td></tr> <tr><td>3 PLC</td><td>±-</td></tr> <tr><td>4 PLC</td><td>±-</td></tr> <tr><td>ANGLES</td><td>±1°</td></tr> </table>		0 PLC		±-	1 PLC	±-	2 PLC	±0.38 [.015]	3 PLC	±-	4 PLC	±-	ANGLES	±1°
0 PLC	±-													
1 PLC	±-													
2 PLC	±0.38 [.015]													
3 PLC	±-													
4 PLC	±-													
ANGLES	±1°													
MATERIAL CARBON STEEL	FINISH △	PRODUCT SPEC -	SIZE A3											
		APPLICATION SPEC -	CAGE CODE 00779											
		WEIGHT -	DRAWING NO C-201490											
		CUSTOMER DRAWING	SCALE 4:1											
			SHEET 1 OF 1											
			REV F											