

J-Type Connectors

The Cinch Advantage

Cinch J-Type connectors are used in Europe, mainly in industrial applications where heavy impact forces are expected. The J-Type connectors incorporate a resilient 12 finger contact. The 12 finger socket contact engages with each flat plug pin to provide low contact resistance, high current carrying capacity and minimum insertion and withdrawal forces. These special features help to provide a thoroughly reliable connector, enhanced by MK. 2 shells moulded in grey high impact thermoplastic for appearance and durability. No. 4 thread cutting screws with Pozidriv heads are provided loose for assembly of plugs/sockets into MK. 2 shells. For uniformity Pozidriv headed screws are now supplied for cable clamp adjustments.

Features

- 12 finger socket resilient contacts
- MK. 2 shells moulded in high impact thermoplastic
- 4, 8, 12, and 20 connector sizes
- Robust connector series

Materials & Finishes

Mouldings	High impact thermoplastic - grey
Plug blades	Brass - tin plated
Socket contacts	Copper alloy - tin plated
Shells	High impact thermoplastic colour - grey

Technical Data

Number of contacts	4, 8, 12, 20
Working voltage	900 volts - DC or AC peak
Current rating	5 Amps
Voltage proof	3k volts between contacts and 2.8 k volts between contacts and frame DC or AC peak
Contact resistance	5 milliohms
Insulation resistance	5,000 megohms minimum
Temperature range	-40°C to +100°C
Mating cycles	250

J-Type Connectors



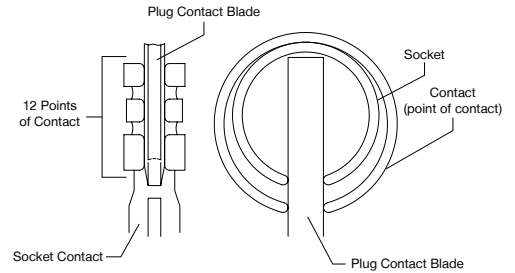
Ordering Information

Connector size	Plug	Socket	Spring Clip Kit	Shell Accessory Kit	Full Accessory Kit
4	JA 77844	JA 77845	JA 77883	JA83383	JA83383FK
8	JA 77846	JA 77847	JA 77884	JA83384	JA83384FK
12	JA 77848	JA 77849	JA 77885	JA83385	JA83385FK
20	JA 77850	JA 77851	JA 77886	JA83386	JA83386FK

- * Plugs, sockets and shells kits / accessories must be ordered separately.
- ** Contacts are numbered on the termination side of both plugs and sockets
- *** Full Accessory Kit includes Spring Clip Kit and Shell Accessory Kit items



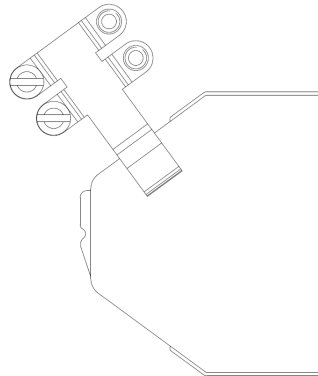
*All dimensions are in millimeters



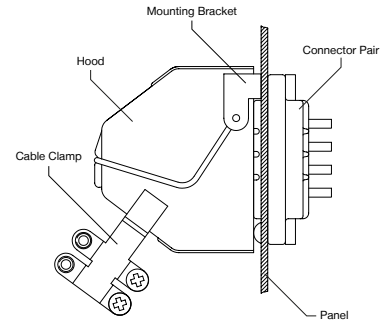
Detailed view of 12 point contacts



Spring Clip Kit



Shell Accessory Kit



Full Accessory Kit

Connector size	Plug and socket dimensions								Shell dimensions							
	A		B		C		D		E		F		G		H (min)	
	mm	inches	mm	inches	mm	inches	mm	inches	mm	inches	mm	inches	mm	inches	mm	inches
4	10.3	0.40	7.3	0.28	2 mounting holes only		17.9	0.70	45.7	1.79	56.4	2.22	35.7	1.40	8.5	0.33
8	15.8	0.62	12.8	0.50	2 mounting holes only		23.4	0.92	46.8	1.84	57.2	2.25	35.7	1.40	10.3	0.40
12	21.4	0.84	18.4	0.72	12.7	0.5	29.4	1.15	46.8	1.84	57.2	2.25	35.7	1.40	11.8	0.46
20	32.5	1.27	29.5	1.16	22.22	0.87	40.0	1.57	48.0	1.88	58.3	2.29	35.7	1.40	13.9	0.54

* The shell dimensions tabled above are approximate and intended as a guide only.



Europe, Middle East & Africa
 +44 (0) 1245 342060
 cinchconnectivity@eu.cinch.com

belfuse.com/cinch