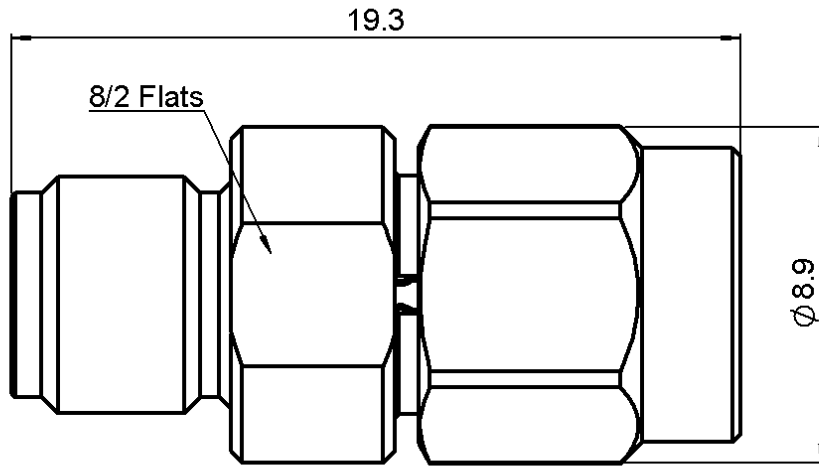
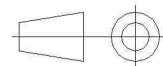
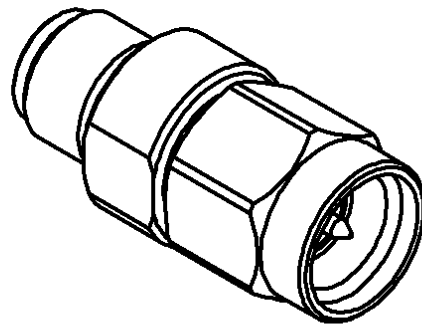


**SMA ATTENUATOR**  
**14 DB 18 GHZ 2W**

**R411.814.121**  
Series : **ATTENUATOR**



SCALE 1/1



All dimensions are in mm.

COMPONENTS	MATERIALS	PLATING(μm)
<b>BODY</b>	<b>STAINLESS STEEL</b>	<b>PASSIVATION</b>
<b>MALE CENTER CONTACT</b>	<b>BERYLLIUM COPPER</b>	<b>GOLD 2.5 OVER NICKEL 1</b>
<b>FEMALE CENTER CONTACT</b>	<b>BERYLLIUM COPPER</b>	<b>GOLD 2.5 OVER NICKEL 2</b>
<b>OUTER CONTACT</b>		
<b>INSULATOR</b>	<b>PTFE</b>	
<b>GASKET</b>	<b>SILICONE RUBBER</b>	
<b>SUBSTRATE</b>	<b>ALUMINA</b>	
<b>RESISTOR</b>	<b>THIN FILM</b>	
<b>OTHERS PARTS</b>		

Issue : 0835 C

In the effort to improve our products, we reserve the right to make changes judged to be necessary.



**SMA ATTENUATOR**  
**14 DB 18 GHZ 2W**

**R411.814.121**  
Series : ATTENUATOR

**ELECTRICAL CHARACTERISTICS**

Frequency (GHz)	DC - 4	4 - 8	8 - 12.4	12.4 - 18
V.S.W.R (≤)	1.15	1.20	1.25	1.35
Deviation(±dB)	0.50	0.50	0.60	1.00

Operating Frequency Range	DC - 18	GHz
Impedance	50	Ω
Nominal Attenuation	14	dB
Peak power at 25°C (1μs, 1%)	14	W
Average power at 25°C	2	W (Free Air Cooled)
		W (Conduction Cooled)

**MECHANICAL CHARACTERISTICS**

Connectors	SMA	Male Female	MIL-C 39012
Weight	4,5810 g		

**ENVIRONMENTAL CHARACTERISTICS**

Operating temperature range	-55 /+125 °C
Storage temperature range	-55 /+125 °C



**SPECIFICATION**

**OTHER CHARACTERISTICS**

Issue : 0835 C

In the effort to improve our products, we reserve the right to make changes judged to be necessary.

