THIS DRAWING IS UNPUBLISHED. RELEASED FOR PUBLICATION -,- .
© COPYRIGHT - By - ALL RIGHTS RESERVED.

REVISIONS

P	LTR	DESCRIPTION	DATE	DWN	APVD
	E2	REVISED PER ECO-11-002591	17FEB11	HMR	MM
	E3	REVISED PER ECR-16-009336	08DEC2016	GCM	MKO

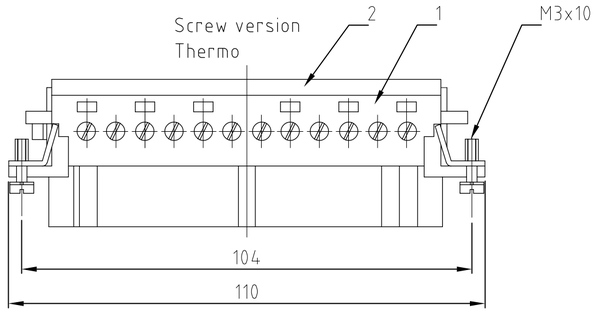

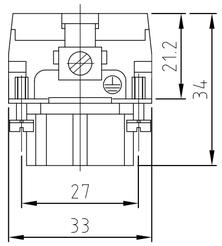

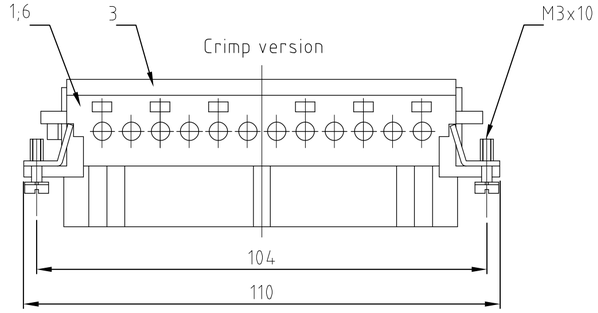

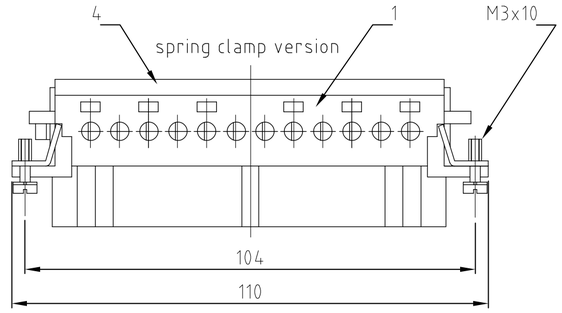

Contact arrangement view from termination side

Printing 1-24 Thermo

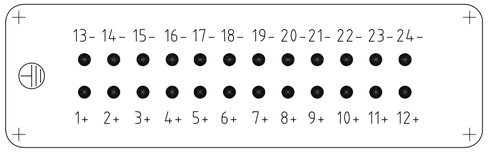

Printing 1-24 Screw

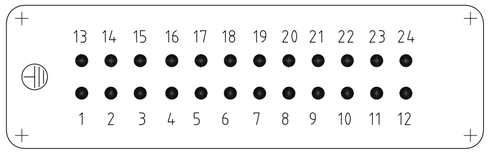

Printing 25-48 Screw

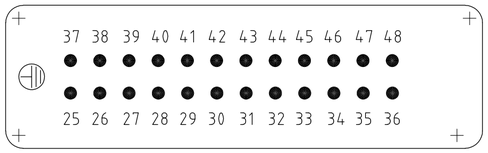

Printing 12+6+6 Screw/Thermo

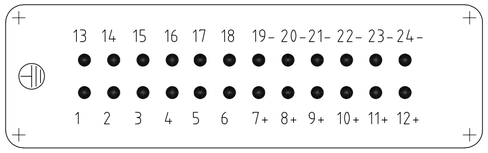

Contact arrangement view from termination side

Printing 1-24

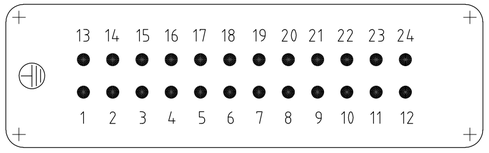

Printing 25-48

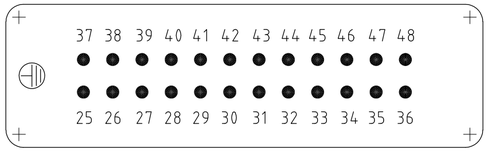

Panel cut-out for contact insert when used without housing

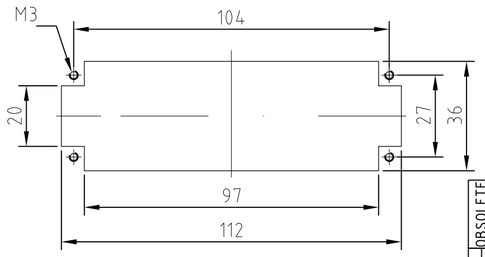

assembly directions

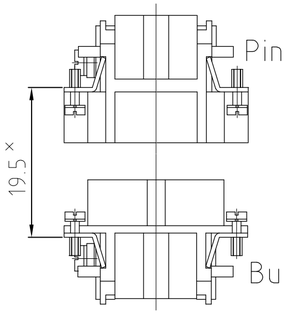

× distance for a safe contact max: max: 21 mm

NOTES:

1 SUITABLE CRIMP CONTACTS: SERIES HE/HA
OUTER DIMENSIONS OF INSULATION: MAX. Ø3,2 MM

2 SUITABLE HOOD SIZE 8; 12: SERIES HB; HD; HIP; EMV
SUITABLE INSERTION AND EXTRACTION TOOL:
SCREWDRIVER 0,5x3 DIN 5264

3 Strip lenght: Screw conection 10mm
Spring clamp conection 10mm Crimp conection 7.5mm

4 STANDARDS:
DIN EN 61984; DIN EN 60664-1

5 PACKAGING:
5 SETS IN A CARTON, PRE-MOUNTED

6 SPECIAL PACKAGING: Krauss-Maffei
PACKAGING UNIT: 220 PIECES

1103641

| | | |