THIS DRAWING IS UNPUBLISHED. RELEASED FOR PUBLICATION -,- .
© COPYRIGHT - By TE CONNECTIVITY ALL RIGHTS RESERVED.

LOC	DIST
HB	—

REVISIONS

P	LTR	DESCRIPTION	DATE	DWN	APVD
	C1	CHANGED LOGO AND UPDATE DRAWING ECO-16-000656	20-SEP-15	BL.L	HL.C

STATUS	PART NO	EC TYPE NAME	PART B	PART A	ITEM
OBSOLETE	1721956-1	ORWH-SS-103H3F,000	3V	ORWH-SS-103H3F	A
OBSOLETE	1721956-2	ORWH-SS-105H3F,000	5V	ORWH-SS-105H3F	B
OBSOLETE	1721956-3	ORWH-SS-106H3F,000	6V	ORWH-SS-106H3F	C
OBSOLETE	1721956-4	ORWH-SS-109H3F,000	9V	ORWH-SS-109H3F	D
ACTIVE	1721956-5	ORWH-SS-112H3F,000	12V	ORWH-SS-112H3F	E
OBSOLETE	1721956-6	ORWH-SS-118H3F,000	18V	ORWH-SS-118H3F	F
OBSOLETE	1721956-7	ORWH-SS-122H3F,000	22V	ORWH-SS-122H3F	G
ACTIVE	1721956-8	ORWH-SS-124H3F,000	24V	ORWH-SS-124H3F	H
OBSOLETE	1721956-9	ORWH-SS-148H3F,000	48V	ORWH-SS-148H3F	I
OBSOLETE	1-1721956-0	ORWH-SH-103H3F,000	3V	ORWH-SH-103H3F	J
OBSOLETE	1-1721956-1	ORWH-SH-105H3F,000	5V	ORWH-SH-105H3F	K
OBSOLETE	1-1721956-2	ORWH-SH-106H3F,000	6V	ORWH-SH-106H3F	L
OBSOLETE	1-1721956-3	ORWH-SH-109H3F,000	9V	ORWH-SH-109H3F	M
ACTIVE	1-1721956-4	ORWH-SH-112H3F,000	12V	ORWH-SH-112H3F	N
OBSOLETE	1-1721956-5	ORWH-SH-118H3F,000	18V	ORWH-SH-118H3F	O
OBSOLETE	1-1721956-6	ORWH-SH-122H3F,000	22V	ORWH-SH-122H3F	P
ACTIVE	1-1721956-7	ORWH-SH-124H3F,000	24V	ORWH-SH-124H3F	Q
OBSOLETE	1-1721956-8	ORWH-SH-148H3F,000	48V	ORWH-SH-148H3F	R

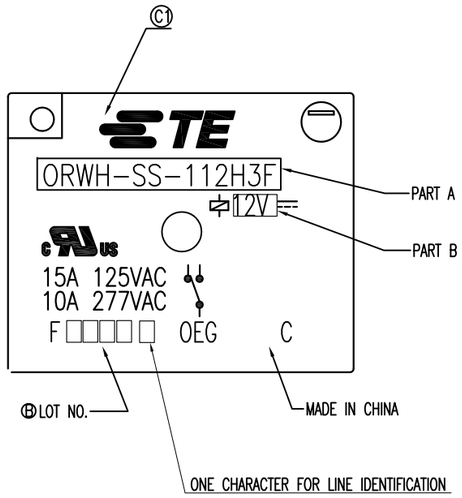

CIRCUIT DIAGRAM (BOTTOM VIEW)

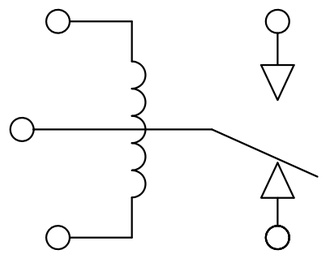

DRILLING DIAGRAM (BOTTOM VIEW)

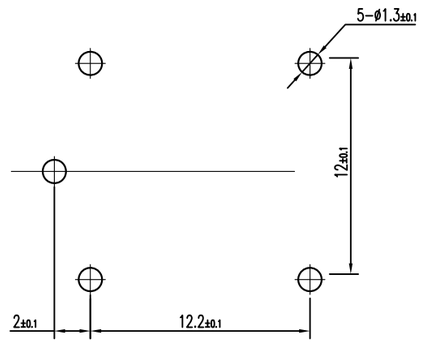

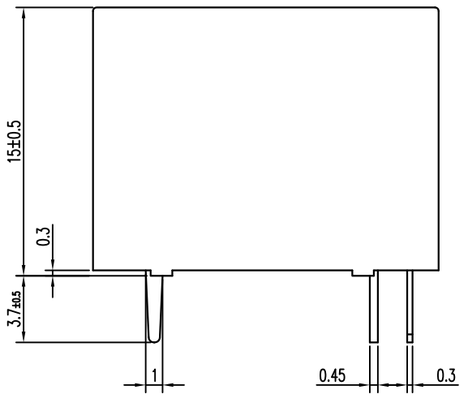

NOTE

B 1.LOT NO. SYSTEM AS FOLLOWING:

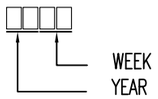

C1 2.TERMINAL DIMENSION IS NOT INCLUDING SOLDER TIP.

C1 3.FOR THE TIP-PLATING OF THE PINS
+0.1mm FOR WIDTH,THICKNESS AND DIAMETER.
+0.5mm FOR LENGTH.

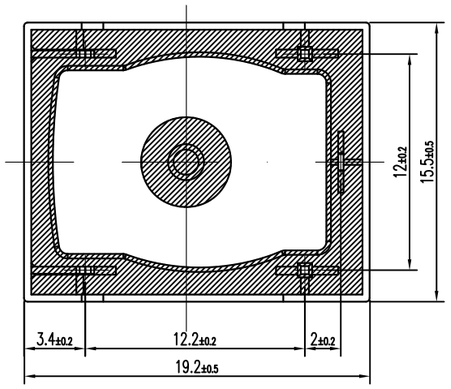

Diagram dimension	Tolerance
0.99mm max.	±0.1mm
1 - 2.99mm	±0.2mm
3mm min.	±0.3mm

INCOMBUSTIBILITY	TREATMENT	MATERIAL	DESCRIPTION	ITEM
		UV RESIN	UV SEAL	14
		EPOXY RESIN	SEAL	13
CLASS 155 F		MW79	MAGNETIC WIRE	12
		HCP	COIL TERMINAL	11
UL94 V-0		PET	BOBBIN	10
UL94 V-0		NYLON	CASE	9
		Ag ALLOY	STATIONARY CONTACT	8
		Ag ALLOY	MOVABLE CONTACT	7
		Cu ALLOY	MOVABLE SPRING	6
		Cu ALLOY	NC TERMINAL	5
		Cu ALLOY	NO TERMINAL	4
	Ni PLATED	STEEL	CORE	3
	Cu PLATED	STEEL	ARMATURE FORM C	2
	Ni PLATED	STEEL	YOKE	1

THIS DRAWING IS A CONTROLLED DOCUMENT.

DIMENSIONS: mm

TOLERANCES UNLESS OTHERWISE SPECIFIED:
0 PLC ±-
1 PLC ±-
2 PLC ±-
3 PLC ±-
4 PLC ±-
ANGLES ±-

MATERIAL -

FINISH -

DWN FU BO
CHK XN.ZHANG
APVD CH.HSU
PRODUCT SPEC —
APPLICATION SPEC —
WEIGHT —

TE Connectivity

NAME ORWH-H3F,000 CUSTOMER DRAWING

SIZE	CAGE CODE	DRAWING NO	RESTRICTED TO
A3	00779	C-1721956	—

CUSTOMER DRAWING | SCALE 3:1 | SHEET 1 OF 1 | REV C1

1470-19 (3/11)