

1

2

3

4

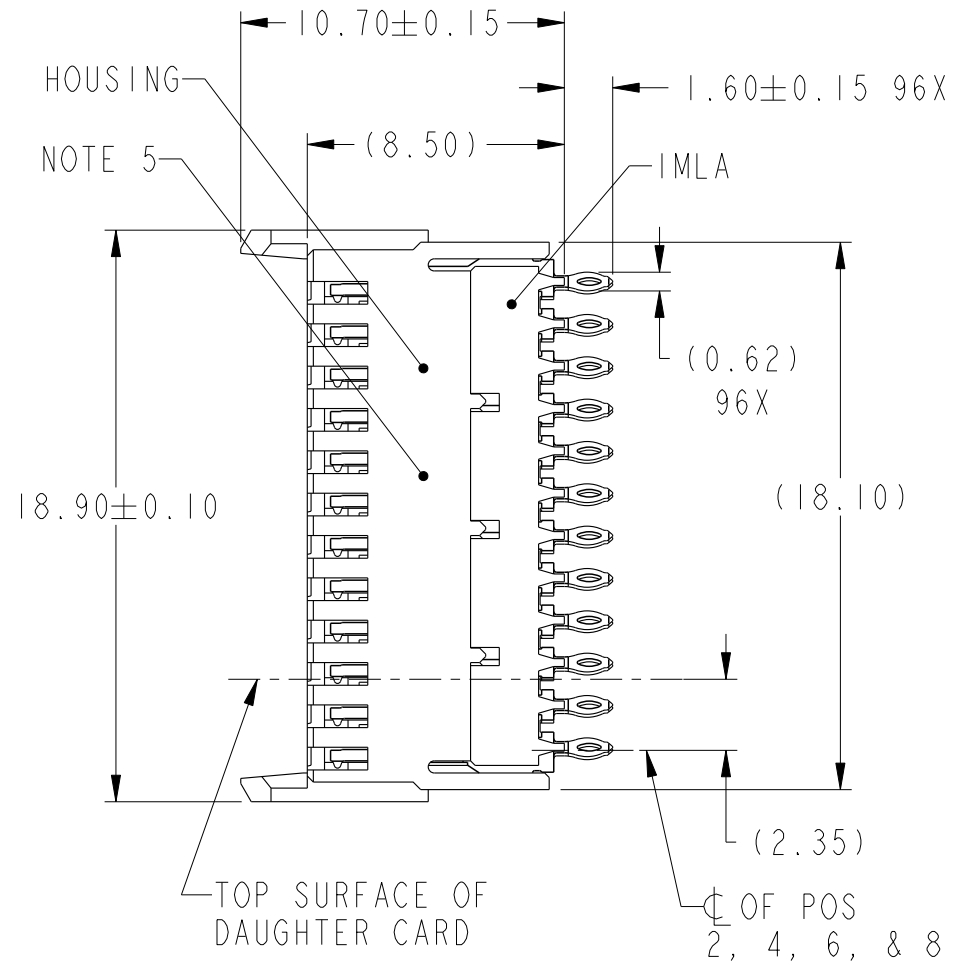

PRODUCT NUMBER  
SEE TABLE, SHT 4

A

B

C

D



A

B

C

D



Copyright FCI.

REV F - 2006-04-17

rev	ecn no	dr	date
A	S08-0174	LS	2008-06-03
B	S08-0187	LS	2008-06-13
-	-	-	-
-	-	-	-
-	-	-	-
-	-	-	-

www.fciconnect.com		surface - ASME Y14.5	tolerance std ASME Y14.5	projection MM
		TOLERANCES UNLESS OTHERWISE SPECIFIED		
Dr	L.S NGWE	2008-06-03	ANGULAR	size A4
Eng	C.H. TAN	2008-06-13	LINEAR	Scale 4:1
Chr	C.H. TAN	2008-06-13	$0^\circ \pm$	ECN ***
Appr	JOEY NG	2008-06-13	Product family AirMax VS	Spec ref
FCI		AirMax VS VERT RECPT ASSY		Rev. B
		PRESS-FIT, 96 POSITION, 16mm		dwg no 10084605
		catalog no -	CUSTOMER	sheet 1 of 4

1

2

3

4

A

B

C

D

A

B

C

D

2.00 TYP

ANTIPAD WIDTH=  
2.0 - (TRACE+SPACE+TRACE)  
TYP

3.200  
TYP

GND POSITION

1.40 TYP

SEE NOTE 9

⊕ 0.10  
ALL HOLES

DETAIL A  
SCALE 4:1

0.10 TYP

DIM B

DIM A

(15.90)

NOMINAL OUTLINE  
OF CONNECTOR

TOP SURFACE OF  
DAUGHTER CARD

(1.80)

(18.90)

(2.35)

⊕ OF POS  
2, 4, 6, & 8

(2.25)

⊕ OF POS  
1, 3, 5, & 7

DETAIL A

RECOMMENDED PCB LAYOUT  
FOR DIFFERENTIAL APPLICATIONS,  
COMPONENT SIDE  
(TWO ADJACENT FOOTPRINTS SHOWN)  
NOTES 6 & 7

ADJACENT HEADER WIDTHS	DIM A	DIM B
16MM/16MM	2.00	16.00
16MM/18MM	3.00	17.00
18MM/18MM	4.00	18.00



title AirMax VS VERT RECPT ASSY  
PRESS-FIT, 96 POSITION, 16mm  
catalog no -

dwg no 10084605  
Rev. B  
CUSTOMER sheet 2 of 4



1

2

3

4

A

B

C

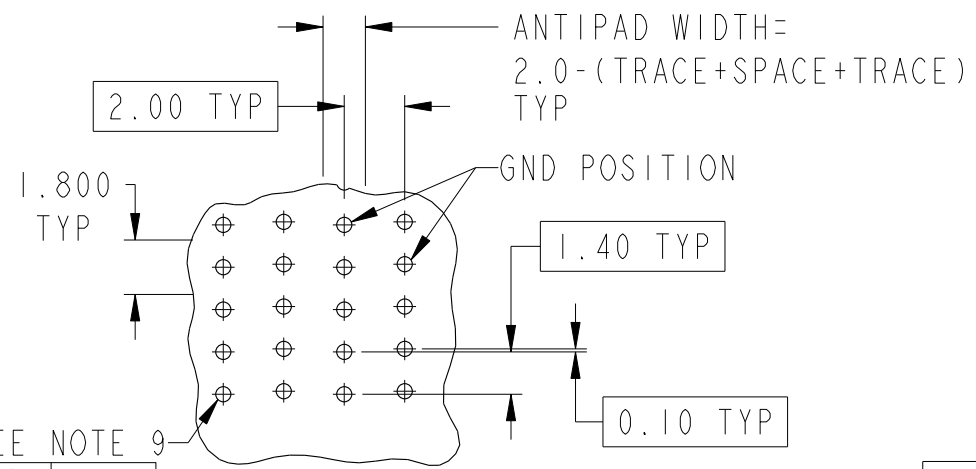
D

A

B

C

D

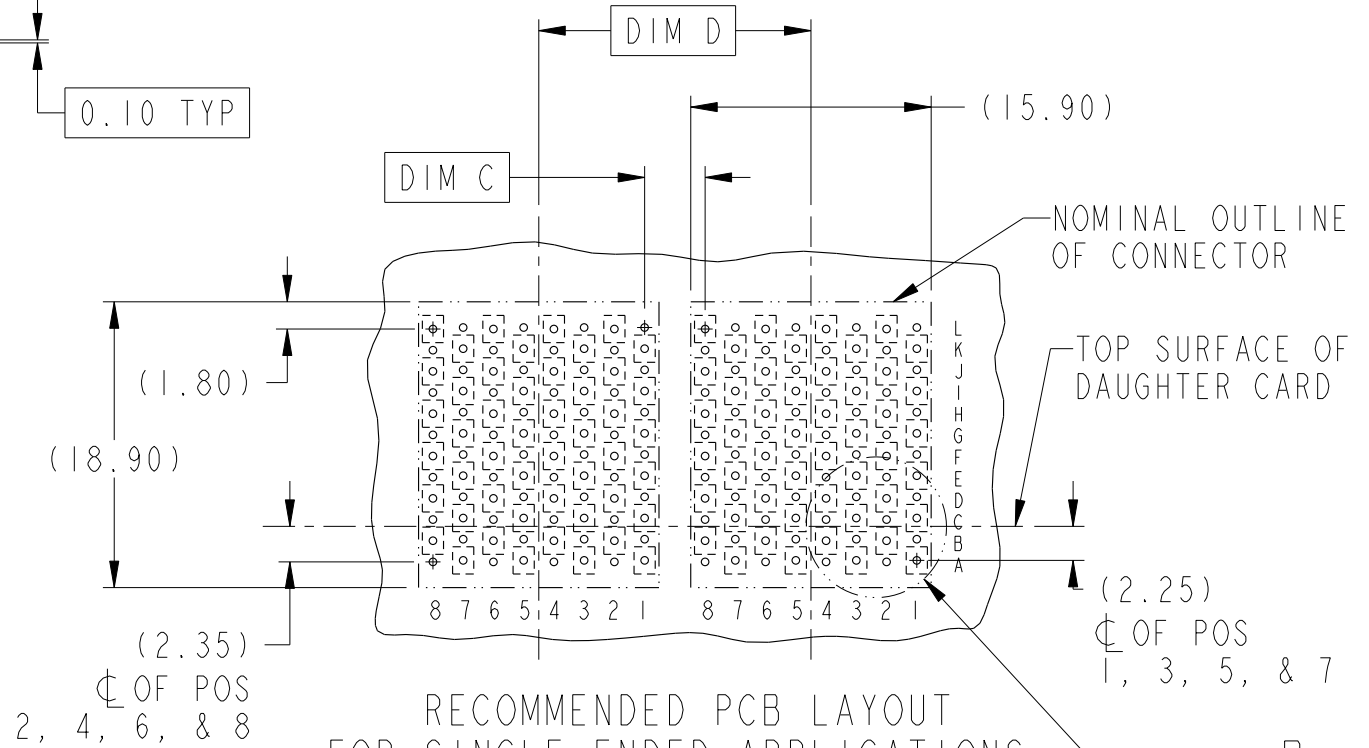


SEE NOTE 9

	0.10
--	------

ALL HOLES

DETAIL B  
SCALE 4:1



RECOMMENDED PCB LAYOUT  
FOR SINGLE ENDED APPLICATIONS,  
COMPONENT SIDE  
(TWO ADJACENT FOOTPRINTS SHOWN)  
NOTES 6 & 7

ADJACENT HEADER WIDTHS	DIM C	DIM D
16MM/16MM	2.00	16.00
16MM/18MM	3.00	17.00
18MM/18MM	4.00	18.00



title AirMax VS VERT RECPT ASSY  
PRESS-FIT, 96 POSITION, 16mm  
catalog no -

dwg no 10084605  
Rev. B  
CUSTOMER sheet 3 of 4



Copyright FCI.

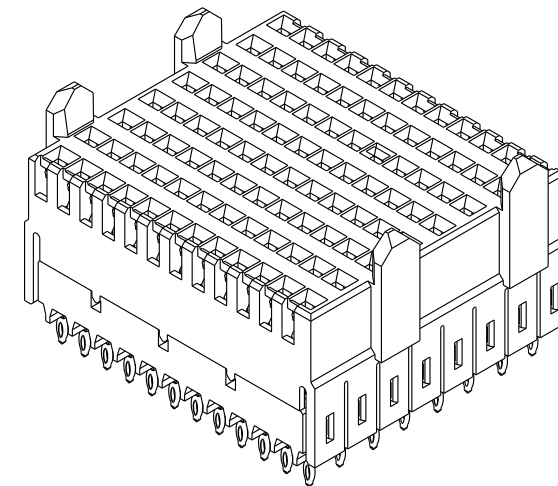
1

2

3

4

PRODUCT NUMBER	PRESS-FIT TAIL PLATING TYPE
10084605-101LF	TIN OVER NICKEL (LEAD FREE)



## NOTES:

1. CONNECTOR MATERIALS:  
HOUSING: HIGH TEMP THERMOPLASTIC, NATURAL, UL94V-0  
IMLA PLASTIC: HIGH TEMP THERMOPLASTIC, BLACK, UL94V-0  
CONTACT: COPPER ALLOY
2. CONTACT PLATING:  
SEPARABLE INTERFACE:  
PERFORMANCE-BASED PLATING, QUALIFIED TO MEET THE REQUIREMENTS  
OF FCI PRODUCT SPECIFICATION GS-12-239, INCLUDING TELCORDIA  
GR-1217-CORE (NOVEMBER 1995) CENTRAL OFFICE.  
PRESS-FIT TAILS: SEE TABLE
3. PRODUCT SPECIFICATION: GS-12-239
4. APPLICATION SPECIFICATION: GS-20-035
5. PRODUCT MARKING, (PART NUMBER & LOT CODE),  
ON THIS SURFACE
6. REFER TO CUSTOMER DRAWING 10035911 FOR INFORMATION  
REGARDING PCB LAYOUT OF POWER AND GUIDE MODULES  
RELATIVE TO SIGNAL MODULES
7. POSITION F OF ODD NUMBERED COLUMNS AND POSITION G  
OF EVEN NUMBERED COLUMNS CORRESPOND TO EARLY MATE  
HEADER PINS
8. THERE IS NO GROUND BUSSING WITHIN THE CONNECTOR SYSTEM
9. SEE CUSTOMER DRAWING 10045979 FOR INFORMATION ON PCB HOLE  
DIAMETER AND PLATING OPTIONS
10. THIS PRODUCT MEETS EUROPEAN UNION DIRECTIVES AND OTHER  
COUNTRY REGULATIONS AS DESCRIBED IN GS-22-008
11. THE HOUSING WILL WITHSTAND EXPOSURE  
TO 260°C PEAK TEMPERATURE FOR  
40 SECONDS IN A CONVECTION, INFRA-RED  
OR VAPOR PHASE REFLOW OVEN
12. PACKAGING MEETS GS-14-920 LEAD FREE  
LABELING SPECIFICATION



Copyright FCI.

FCI	title	AirMax VS VERT RECPT ASSY	dwg no	10084605	Rev.	B
	part no	PRESS-FIT, 96 POSITION, 16mm	customer no	CUSTOMER	sheet	4 of 4