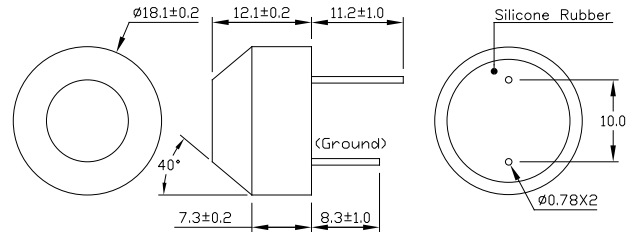


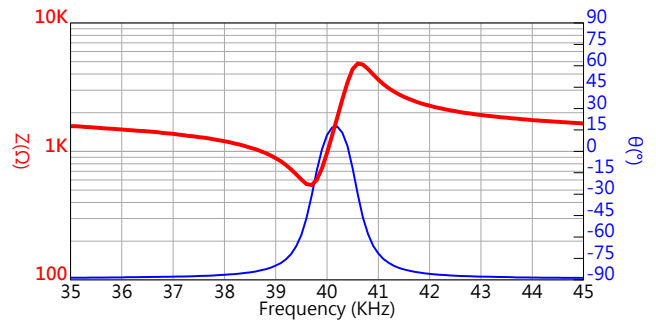


Dimensions dimensions are in mm



Impedance/Phase Angle vs. Frequency

Tested under 1Vrms Oscillation Level



Specification

400EP18A	Transceiver
Center Frequency	40.0±1.0KHz
Bandwidth (-6dB Figure Of Merit)	1.5KHz
Transmitting Sound Pressure Level at resonant frequency; 0dB re 0.0002μbar per 10Vrms at 30cm	108dB min.
Receiving Sensitivity at resonant frequency 0dB = 1 volt/μbar	-75dB min.
Nominal Impedance (Ohm)	750
Ringing	1.2 ms max.
Capacitance at 1KHz ±20%	2600 pF
Temperature Compensated Type	5200 pF
Max. Driving Voltage (Cont.)	20Vrms
20 bursts, 25ms repetition rate	100Vp-p
Total Beam Angle (-6dB)	85° typical
Operation Temperature	-30°C to 70°C
Storage Temperature	-40°C to 80°C

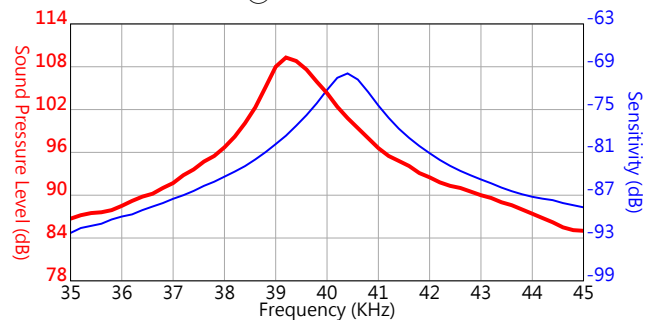
All specification taken typical at 25°C

Both lead pins and lead wires output are available.

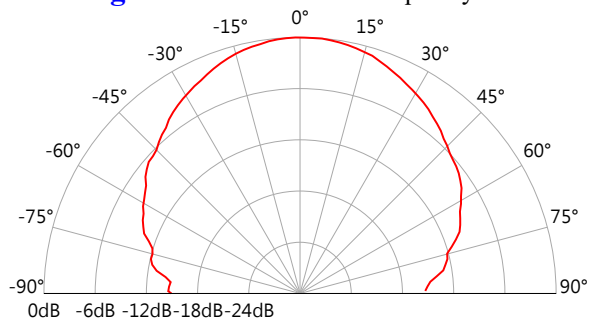
Temperature compensated type is available upon request.

Sound Pressure Level / Sensitivity

Tested under 10Vrms @30cm



Beam Angle Tested at 40.0KHz Frequency

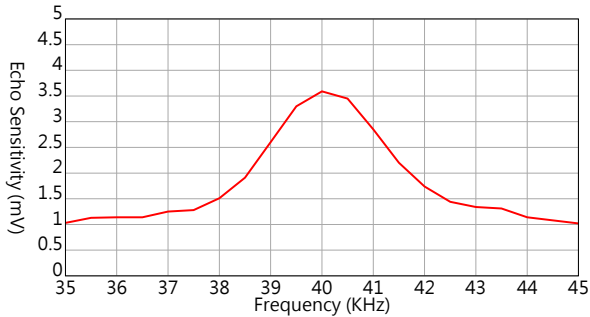


S. Square Enterprise Company Limited
Pro-Wave Electronics Corporation

<http://www.pro-wave.com.tw> ; E-mail: sales@pro-wave.com.tw ; Tel: 886-2-22465101 ; Fax: 886-2-22465105

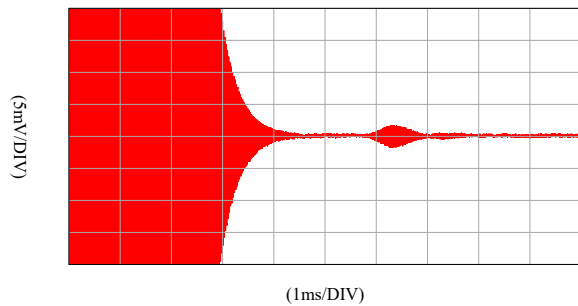
Echo Sensitivity vs. Frequency

Tested under 50Vp-p, 20 bursts, 100cm



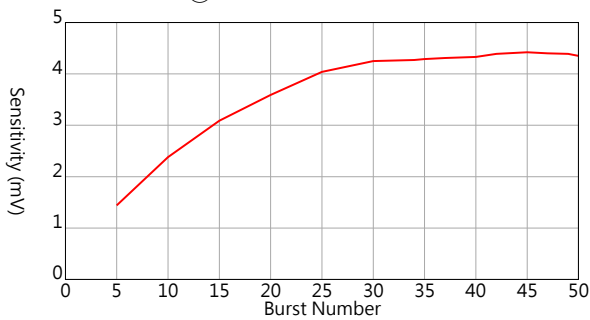
Echo Sensitivity/Ringing

Tested under 50Vp-p, 20 bursts, 100cm, 40KHz



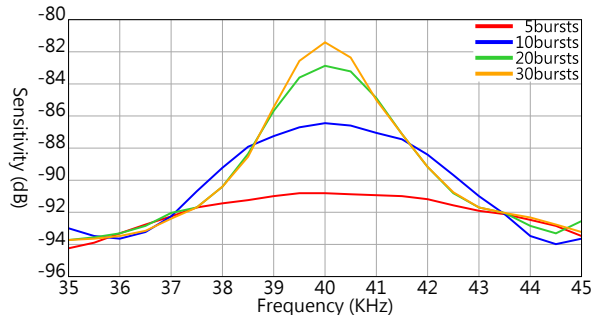
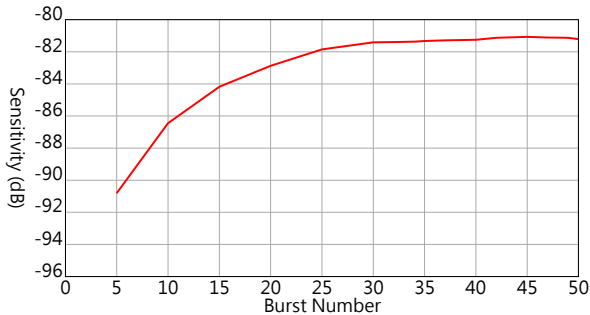
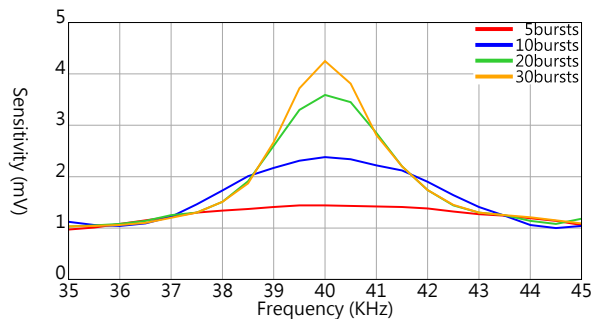
Echo Sensitivity vs. Driving Burst Number

Driving voltage 50Vp-p sine wave, Reflection target distance: 100cm @40KHz



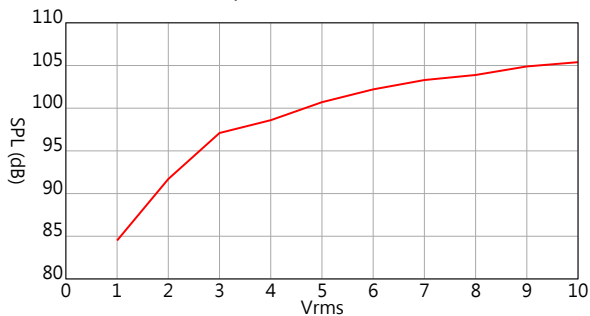
Bandwidth vs. Driving Burst Number

Driving voltage 50Vp-p sine wave, Reflection target distance: 100cm



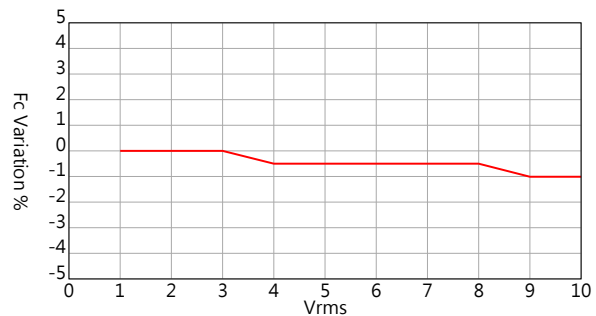
SPL Variation vs. Driving Voltage

Tested under 40KHz, 30cm



Center Frequency Shift vs. Driving Voltage

Tested under 30cm



S. Square Enterprise Company Limited
Pro-Wave Electronics Corporation

<http://www.pro-wave.com.tw> ; E-mail: sales@pro-wave.com.tw ; Tel: 886-2-22465101 ; Fax: 886-2-22465105