



# PCI-1220U PCI-1240U PCM-3240


## 2-axis Stepping and Servo Motor Control Universal PCI Card 4-axis Stepping and Servo Motor Control Universal PCI Card 4-axis Stepping and Servo Motor Control PC/104 Card



RoHS COMPLIANT  
CE FCC



RoHS COMPLIANT  
CE FCC



RoHS COMPLIANT  
CE FCC

## Specifications

### Pulse Type Motion Control

- **Motor Driver Support** Pulse-type servo/stepping
- **Number of Axis** 4
- **Interpolation** 2-axis linear, 3-axis linear, 2-axis circular (PCI-1240U, PCM-3240)  
2-axis linear, 2-axis circular (PCI-1220U)
- **Max. Output Speed** 4 Mpps
- **Step Count Range**  $\pm 2, 147, 483, 646$  (32-bit)
- **Pulse Output Type** Pulse/direction (1-pulse, 1-direction type), or CW/CCW (2-pulse type)
- **Position Counters** Range of command and actual position
- **Velocity Profiles** T-Curve, S-Curve
- **Local I/O** Machine Interfaces: LMT+, LMT-, ORG  
Servo Driver Interfaces: ALM, RDY, SVON, INP  
Position Compare I/O: CMP  
General Digital I/O: 12-ch DI, 16-ch DO

### Encoder Interface

- **Input Type** Quadrature (A/B phase or up/down)
- **Counts /Enc. Cycle** x1, x2, x4 (A/B phase only)
- **Input Range** 5 ~ 25 V
- **Isolation Protection** 2,500 V<sub>DC</sub>
- **Max. Input Freq.** 1 MHz

### General

- **Bus Type** PC/104
- **Certification** CE, FCC Class A
- **Connectors** 2 x IDC 50-pin male connector
- **Dimensions (L x H)** 96 x 90 mm (3.8" x 3.5")
- **Power Consumption** Typical: 5 V @ 850 mA  
Max.: 5 V @ 1 A
- **Humidity** 5 ~ 95% RH, non-condensing (IEC 60068-2-3)
- **Operating Temp.** 0 ~ 60°C (32 ~ 140°F)
- **Storage Temp.** -20 ~ 85°C (-4 ~ 185°F)

## Ordering Information

- **PCI-1220U-AE** 2-axis Stepping and Servo Motor Control Universal PCI Card
- **PCI-1240U-B2E** 4-axis Stepping and Servo Motor Control Universal PCI Card
- **PCM-3240-AE** 4-axis Stepping and Servo Motor Control PC/104 Card

### Accessories

- **ADAM-3956-AE** 100-pin DIN-rail SCSI 4-axis Motion Wiring Board (PCI-1240U only)
- **ADAM-3955-AE** 50-pin DIN-rail SCSI 2-axis Motion Wiring Board (PCI-1220U/1240U)
- **ADAM-3952-AE** 50-pin DIN-rail SCSI and Box Header Board (PCI-1220U/1240U)
- **ADAM-3950-AE** 50-pin DIN-rail Flat Cable Wiring Board (PCM-3240 only)
- **ADAM-39100-AE** 100-pin DIN-rail SCSI Wiring Board (PCI-1240U only)
- **PCL-101100M-1E/2E/3E** 100-pin SCSI Cable, 1m/2m/3m (PCI-1240U only)
- **PCL-10150-1.2E** IDC-50 Flat Cable, 1.2m (PCM-3240 only)
- **PCL-10152-1E/3E** 50-pin SCSI M-M Shielded Cable, 1m/3m (PCI-1220U only)
- **PCL-10251-1E/3E** 100-pin SCSI to Two 50-pin SCSI Cable, 1 m/3m (PCI-1240U only)
- **PCL-10153PA5-2E** 50-pin Cable from ADAM-3955/ADAM-3956 to Panasonic A4 and A5 Servo, 2 m
- **PCL-10153PA5LS-2E** 50-pin Cable from ADAM-3955/ADAM-3956 to Panasonic MINAS A Servo, 2 m
- **PCL-10153YS5-2E** 50-pin Cable from ADAM-3955/ADAM-3956 to Yaskawa Sigma V Servo, 2 m
- **PCL-10153MJ3-2E** 50-pin Cable from ADAM-3955/ADAM-3956 to Mitsubishi J3 Servo, 2 m
- **PCL-10153DA2-2E** 50-pin Cable from ADAM-3955/ADAM-3956 to Delta A2 Servo, 2 m