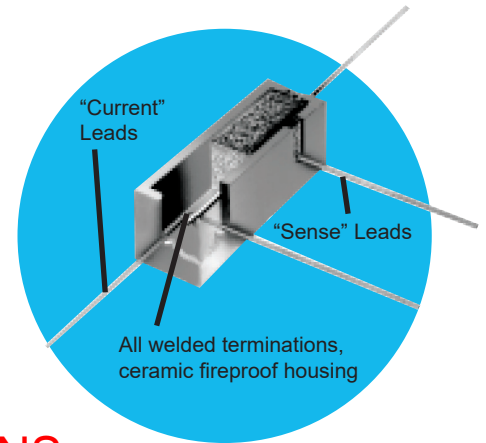


Four-Terminal Current-Sensing Wirewound Resistor

4LPW Series

- TC = $\pm 40\text{ppm}/^\circ\text{C}$
- 3 watts to 15 watts
- 0.005 ohm to 1.0 ohm
- $\pm 1\%$, $\pm 2\%$, $\pm 3\%$, $\pm 5\%$, $\pm 10\%$ tolerance
- Flameproof construction



NOT RECOMMENDED FOR NEW DESIGNS

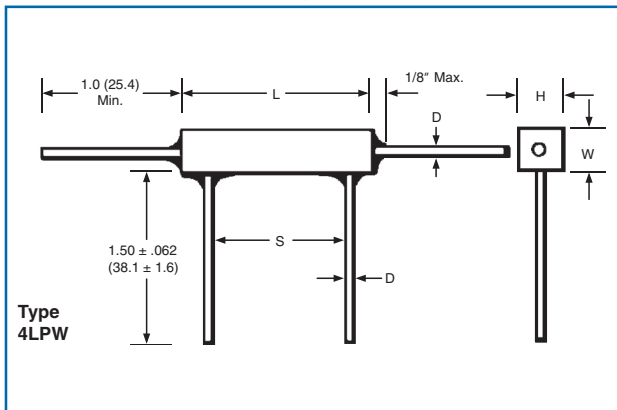
All Pb-free parts comply with EU Directive 2011/65/EU amended by (EU) 2015/863 (RoHS3)

Electrical Data

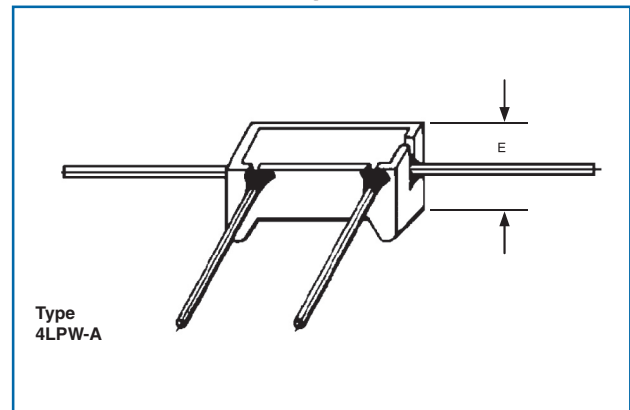
IRC Type	Power @ 25°C (watts)	Max. Current (amps)	Resistance Range (ohms)
4LPW-3	3	10	.005 TO 1.0
4LPW-5	5	10	.005 TO 1.0
4LPW-7	7	20	.01 TO 1.0
4LPW-10	10	20	.01 TO 1.0
4LPW-15	15	20	.01 TO 1.0

Please note: When ordering the alternate configuration please add an "A" after the part number. (4LPW-3A)

Standard Configuration



Alternate Configuration



Dimensions (Inches (mm))

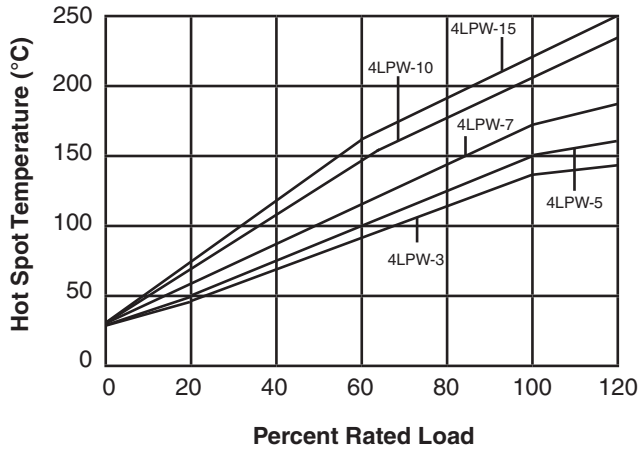
IRC Type	L $\pm .063$ (1.6)	W $\pm .03$ (.8)	H $\pm .03$ (.8)	S $\pm .062$ (1.6)	D Diameter	E $\pm .03$ (.8)
4LPW-3	.88 (22.4)	.31 (7.87)	.31 (7.87)	.563 (14.3)	.036 (.9)	.38 (9.65)
4LPW-5	.88 (22.4)	.38 (9.65)	.35 (8.89)	.563 (14.3)	.036 (.9)	.41 (10.4)
4LPW-7	1.39 (35.3)	.38 (9.65)	.35 (8.89)	1.013 (25.7)	.036 (.9)	.47 (11.9)
4LPW-10	1.88 (47.8)	.38 (9.65)	.35 (8.89)	1.388 (35.3)	.036 (.9)	.47 (11.9)
4LPW-15	1.88 (47.8)	.50 (12.7)	.50 (12.7)	1.388 (35.3)	.036 (.9)	.63 (16.0)

General Note

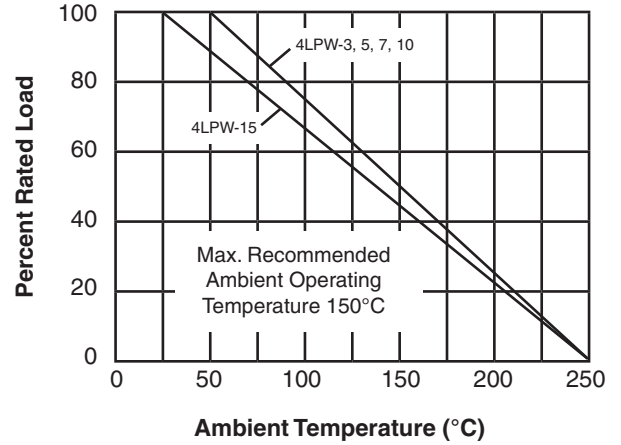
TT Electronics reserves the right to make changes in product specification without notice or liability. All information is subject to TT Electronics' own data and is considered accurate at time of going to print.

4LPW Series **NOT RECOMMENDED FOR NEW DESIGNS**

Temperature Rise Chart



Power Derating Curve



Ordering Data

Sample Part No.	4LPW	15	R010	F	LF
IRC Type	4LPW				
Power	3 = 3W, 5 = 5W, 7 = 7W, 10 = 10W, 15 = 15W				
Resistance Range	Expressed in ohms (Standard EIA/MIL values)				
Tolerance	F = ±1%, G = ±2%, H = ±3%, J = ±5%, K = ±10%				
RoHS Indicator	LF indicates RoHS compliance / Omit this code for SnPb finish				

General Note

TT Electronics reserves the right to make changes in product specification without notice or liability. All information is subject to TT Electronics' own data and is considered accurate at time of going to print.