

High Frequency Ceramic Solutions

1GHz High Rejection Low Pass Filter (SMD), 75Ω. Recommended Application: STB P/N 1000LP41B1000

Detail Specification: 4/3/2014

Page 1 of 3

Not exactly what you are looking for and want to see our other diplexers? Go to: www.johansontechnology.com/diplexers

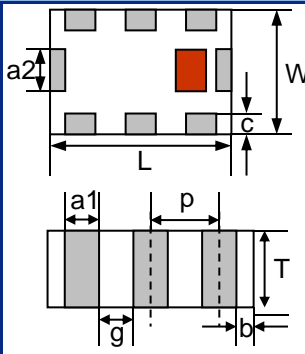
General Specifications			
Part Number	1000LP41B1000		
Frequency (MHz)	5 ~ 1002		
Impedance (Ohms)	75		
Insertion Loss (dB)	1.76 Typ 2.4max @ 25°C (2.6max. @ -40~85°C)		
Return Loss	9.0 dB min.		
Attenuation	37dB Typ @ 1125 (28dB min.) 35dB Typ @ 1126~1675 MHz (28 min.)		
Reel Quantity	2,000	Operating Temp.	-40 ~ +85°C
Recommended Storage Conditions	+5 ~ +35°C, Humidity: 45~75%RH	Storage Period*	18 Months max.
		Power Capacity	1W max.(CW)



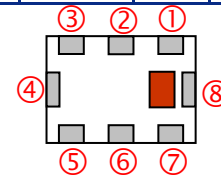
*18 months max in vacuum sealed bag, after bag opened, 1 week cumulative, Please keep unused parts in vacuum sealed bags at all times. For more info go to www.johansontechnology.com/silverleads.

P/N Suffix	Packing Style	Bulk	Suffix = S	eg. 1000LP41B1000S
		T & R	Suffix = E	eg. 1000LP41B1000E
Evaluation Board		1000LP41B1000-EB1SMA		

Mechanical Specifications		
	In	mm
L	0.126 ± 0.008	3.20 ± 0.20
W	0.098 ± 0.008	2.50 ± 0.20
T	0.059 ± 0.006	1.50 ± 0.15
a1	0.022 ± 0.006	0.55 ± 0.15
a2	0.028 ± 0.008	0.70 ± 0.20
b	0.039min	0.1min
c	0.012 ± 0.008	0.30 ± 0.20
g	0.018 ± 0.006	0.45 ± 0.15
p	0.039 ± 0.008	1.00 ± 0.20



Terminal Configuration			
No.	Function	No.	Function
1	GND	5	GND
2	GND	6	GND
3	GND	7	GND
4	In/Out	8	In/Out



Want the layout/gerfile file of this component? Send us a message at: www.johansontechnology.com/component/techquestion

Johanson Technology, Inc. reserves the right to make design changes without notice.
All sales are subject to Johanson Technology, Inc. terms and conditions.



www.johansontechnology.com

4001 Calle Tecate • Camarillo, CA 93012 • TEL 805.389.1166 FAX 805.389.1821

Ver. 1.0

2014 Johanson Technology, Inc. All Rights Reserved

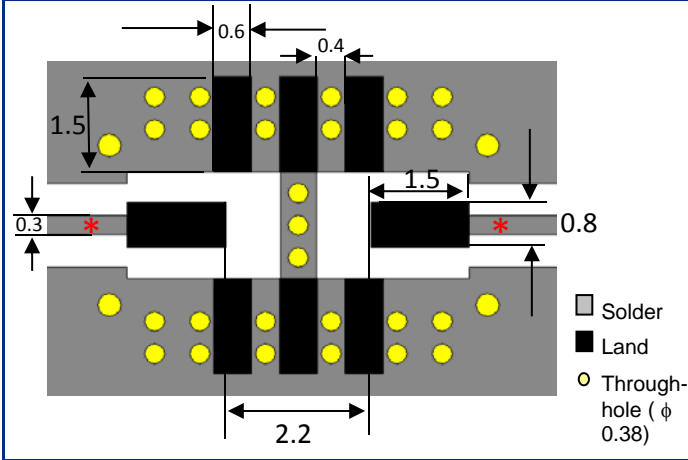
High Frequency Ceramic Solutions

1GHz High Rejection Low Pass Filter (SMD), 75Ω. Recommended Application: STB P/N 1000LP41B1000

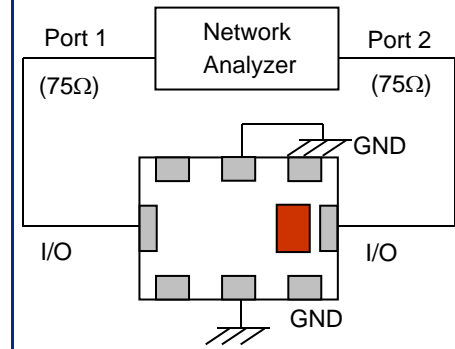
Detail Specification: 4/3/2014

Page 2 of 3

Mounting Considerations

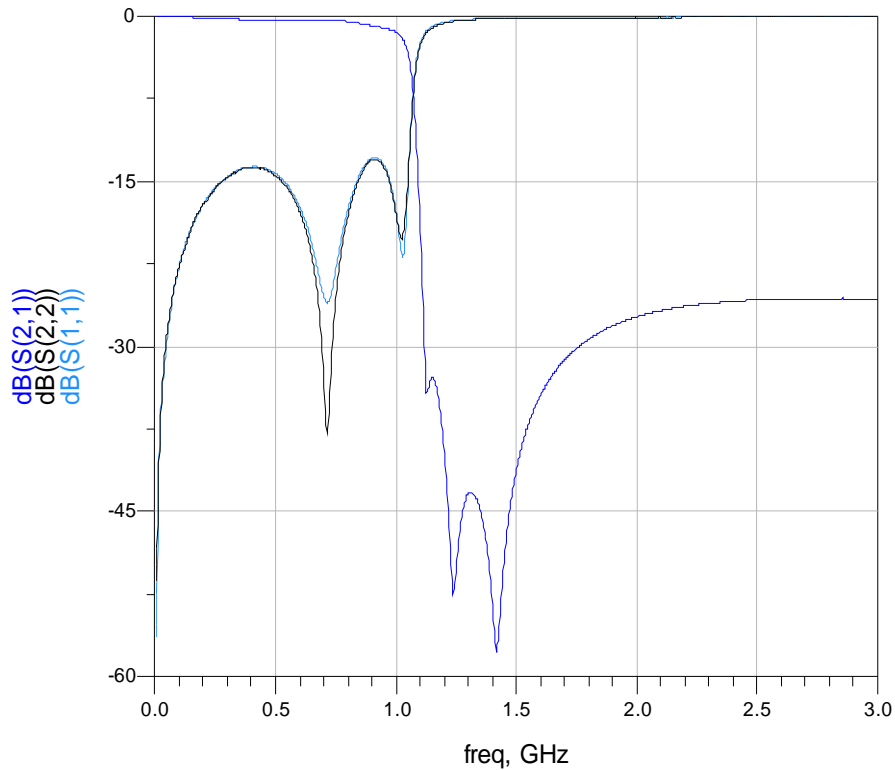


Measuring Diagram



Need the layout file of the above? Send us a message at: <http://www.johansontechnology.com/component/techquestion>

Electrical Characteristics (T=25°C)



Johanson Technology, Inc. reserves the right to make design changes without notice.
 All sales are subject to Johanson Technology, Inc. terms and conditions.

High Frequency Ceramic Solutions

1GHz High Rejection Low Pass Filter (SMD), 75Ω. Recommended Application: STB P/N 1000LP41B1000

Detail Specification: 4/3/2014

Page 3 of 3

RoHS Compliance

www.johansontechnology.com/technical-notes/rohs-compliance.html

Packaging information

www.johansontechnology.com/ipcpackaging.html

Soldering Information

www.johansontechnology.com/ipcsoldering-profile

Layout Files, s-parameters and any other technical questions

www.johansontechnology.com/component/techquestion/?Itemid=407

MSL Info

www.johansontechnology.com/technical-notes/msl-rating.html

Recommended Storage Condition and Max Shelf Life

www.johansontechnology.com/ipcstorage-shelflife

Antenna layout and tuning techniques

www.johansontechnology.com/tuning

Antenna layout review, tuning, and characterization services

www.johansontechnology.com/ipcantennaservices

Johanson Technology, Inc. reserves the right to make design changes without notice.

All sales are subject to Johanson Technology, Inc. terms and conditions.



www.johansontechnology.com

4001 Calle Tecate • Camarillo, CA 93012 • TEL 805.389.1166 FAX 805.389.1821

Ver. 1.0

2014 Johanson Technology, Inc. All Rights Reserved