



Main

| | |
|-------------------------------|--|
| Range of product | Zelio Relay |
| Product or component type | Socket |
| Contact terminal arrangement | Mixed |
| Product compatibility | Plug-in relay RXM (2 C/O) Plug-in relay RXM (4 C/O) |
| Shape of pin | Flat |
| Device short name | RXZ |
| Sale per indivisible quantity | 10 |

Complementary

| | |
|---|--|
| [Ith] conventional free air thermal current | 12 A 6 A |
| System Voltage | < 250 V |
| Tightening torque | < 1 N.m (M3 screw(s)) |
| Fixing mode | By screw panel Clip-on 35 mm symmetrical DIN rail |
| Marking | CE |
| Width | 1.06 in (27 mm) |
| Product weight | 0.12 lb(US) (0.056 kg) |

Environment

| | |
|---------------------------------------|--|
| connections - terminals | Connector, flexible cable with cable end 1 x 0.25...1 x 2.5 mm ² / AWG 22...AWG 14 Connector, flexible cable with cable end 2 x 0.25...2 x 1 mm ² / AWG 22...AWG 17 Connector, solid cable without cable end 1 x 0.5...1 x 2.5 mm ² / AWG 20...AWG 14 Connector, solid cable without cable end 2 x 0.5...2 x 1.5 mm ² / AWG 20...AWG 16 |
| standards | IEC 61984 |
| product certifications | CSA UL Lloyd's |
| ambient air temperature for storage | -40...185 °F (-40...85 °C) |
| ambient air temperature for operation | -40...131 °F (-40...55 °C) |
| IP degree of protection | IP20 conforming to EN/IEC 60529 |
| dielectric strength | 2500 V |

Offer Sustainability

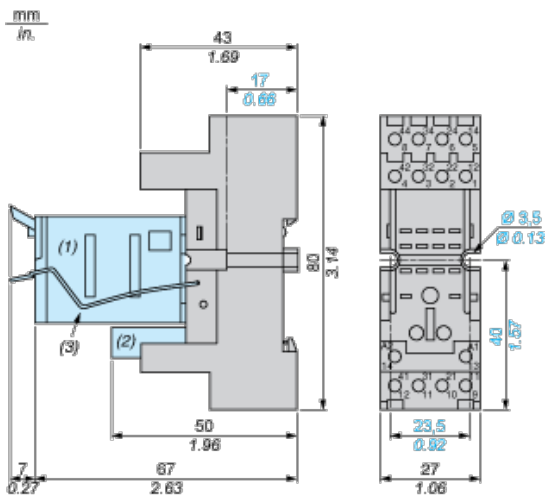
| | |
|--|--|
| WARNING: This product can expose you to chemicals including: | WARNING: This product can expose you to chemicals including: |
| Nickel compounds, which is known to the State of California to cause cancer, and | Nickel compounds, which is known to the State of California to cause cancer, and |
| Di-isodecyl phthalate (DIDP), which is known to the State of California to cause birth defects or other reproductive harm. | Di-isodecyl phthalate (DIDP), which is known to the State of California to cause birth defects or other reproductive harm. |
| For more information go to www.p65warnings.ca.gov | For more information go to www.p65warnings.ca.gov |

Contractual warranty

| | |
|-----------------|-----------|
| Warranty period | 18 months |
|-----------------|-----------|

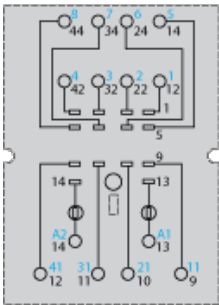
Dimensions

The information provided in this documentation contains general descriptions and/or technical characteristics of the products contained herein. This documentation is not intended as a substitute for and is not to be used for determining suitability or reliability of these products for specific user applications. It is the duty of any such user or integrator to perform the appropriate and complete risk analysis, evaluation and testing of the products with respect to the relevant specific application or use thereof. Neither Schneider Electric Industries SAS nor any of its affiliates or subsidiaries shall be responsible or liable for misuse of the information contained herein.



- (1) Relays
- (2) Protection module
- (3) Maintaining clamp
- (4) 2 elongated holes $\text{\O} 3.5 \text{ mm} \times 6.5 \text{ mm} / \text{\O} 0.13 \text{ in.} \times 0.25 \text{ in.}$

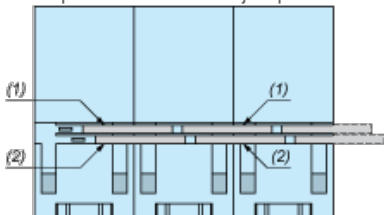
Wiring Diagram



Symbols shown in blue correspond to Nema marking.

Bus Jumpers Mounting on Sockets with Separate Contacts

Example of RXZS2 bus jumper mounting on sockets (view from below)



- (1) 2 bus jumpers (polarity A2)
- (2) 2 bus jumpers (polarity A1)