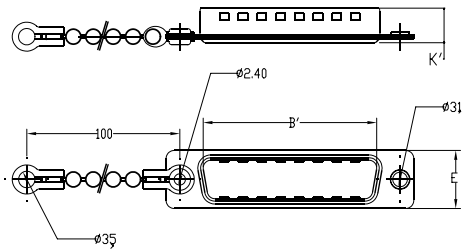


This document is the property of Amphenol Corporation and is delivered on the express condition that it is not to be disclosed, reproduced or used, in whole or in part, for manufacture or sale by anyone other than Amphenol Corporation without its prior consent, & that no right is granted to disclose or to use any information in this document.

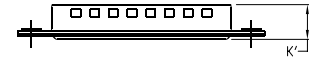
REVISIONS				
SYM	ECN	DESCRIPTION	DATE	APPROVED
1			03/27/09	



Flat MALE dust cover with Chain, for use with FEMALE connector

Part number

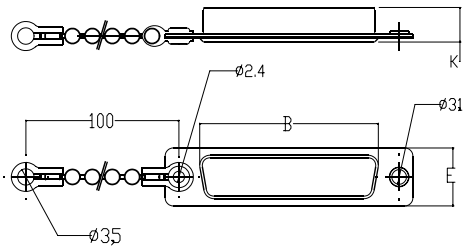
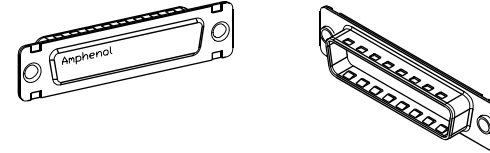
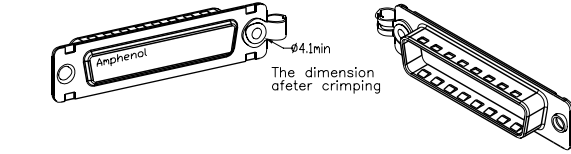
09 contacts or shell size E =L17D4K630 09
 15 contacts or shell size A =L17D4K630 15
 25 contacts or shell size B =L17D4K630 25
 37 contacts or shell size C =L17D4K630 37
 50 contacts or shell size D =L17D4K630 50



Flat MALE dust cover without Chain, for use with FEMALE connector

Part number


09 contacts or shell size E =L17D4K630 10
 15 contacts or shell size A =L17D4K630 16
 25 contacts or shell size B =L17D4K630 26
 37 contacts or shell size C =L17D4K630 38
 50 contacts or shell size D =L17D4K630 51



Flat FEMALE dust cover with Chain, for use with MALE connector

Part number

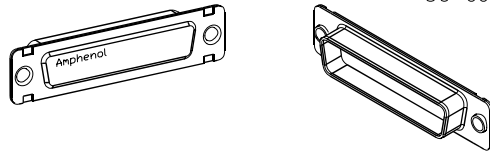
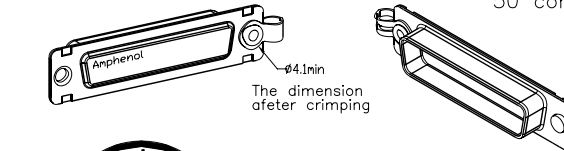
09 contacts or shell size E =L17D4K631 09
 15 contacts or shell size A =L17D4K631 15
 25 contacts or shell size B =L17D4K631 25
 37 contacts or shell size C =L17D4K631 37
 50 contacts or shell size D =L17D4K631 50



Flat FEMALE dust cover without Chain, for use with MALE connector

Part number

09 contacts or shell size E =L17D4K631 10
 15 contacts or shell size A =L17D4K631 16
 25 contacts or shell size B =L17D4K631 26
 37 contacts or shell size C =L17D4K631 38
 50 contacts or shell size D =L17D4K631 51



Shell = steel with tin plating

Customer drawing

Size	B'	B	K'	K	E
E	16,8	16,4	7,6	7,9	12,4
A	25,1	24,8	7,6	7,9	12,4
B	38,8	38,5	7,6	7,9	12,4
C	55,3	54,9	7,6	7,9	12,4
D	52,7	52,5	7,6	7,9	15,2

UNLESS OTHERWISE SPECIFIED TOLERANCES		APPROVAL		DATE
U.S.	METRIC	DRAWN	Lik Wang	02/04/07
.X +/-	0.50	CHECKED	Stefan	02/04/07
.XX +/-	0.30	CHECKED		
.XXX +/-	0.20			
FRACTIONS +/-				
ANGLES +/-	5°			
FOR MATERIALS AND FINISHES SEE NOTES				
REMOVE SHARP EDGES				
DIMENSIONS				
U.S.	INCHES	DRAWING FILE :		
METRIC	MM	ANGLE OF PROJECTION		

TITLE		
Amphenol		
Accessory, Dust Cover		
SIZE	DRAWING NO.	REV.
A4	C L17D4K63XXX	1
SCALE	NONE	SHEET 1 OF 1