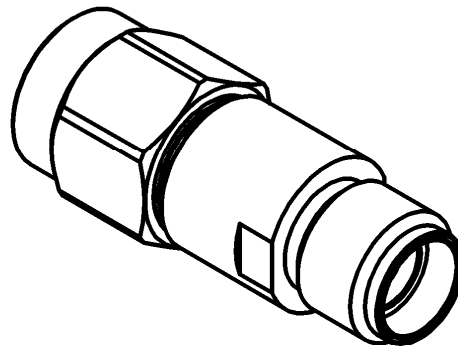
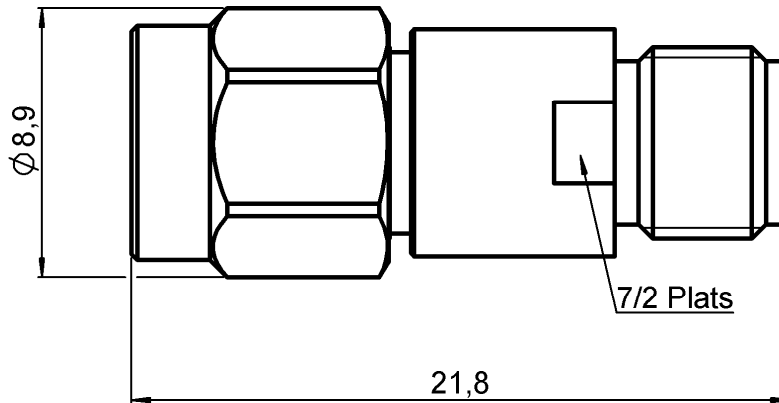


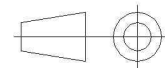
SMA ATTENUATOR
19 DB 18 GHZ 2W**R413.819.000**

Series : ATTENUATOR



SCALE 1:1

All dimensions are in mm.



COMPONENTS	MATERIALS	PLATING(μm)
BODY	STAINLESS STEEL	
MALE CENTER CONTACT	BERYLLIUM COPPER	GOLD 2.5 OVER NICKEL 1
FEMALE CENTER CONTACT	BERYLLIUM COPPER	GOLD 2.5 OVER NICKEL 1
OUTER CONTACT		
INSULATOR	PTFE	
GASKET	SILICONE RUBBER	
SUBSTRATE	ALUMINA	
RESISTOR	THIN FILM	
OTHERS PARTS		

Issue : 0838 A

In the effort to improve our products, we reserve the right to make changes judged to be necessary.

RADIAL

SMA ATTENUATOR
19 DB 18 GHZ 2W

R413.819.000
 Series : ATTENUATOR

ELECTRICAL CHARACTERISTICS

Frequency (GHz)	DC - 2	2 - 4	4 - 8	8 - 12.4	12.4 - 18
V.S.W.R (\leq)	1.10	1.15	1.20	1.25	1.35
Deviation(\pm dB)	0.60	0.60	0.60	0.60	0.60

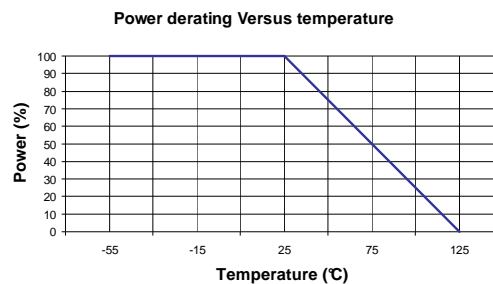
Operating Frequency Range	DC - 18	GHz
Impedance	50	Ω
Nominal Attenuation	19	dB
Peak power at 25°C (1 μ s, 1%)	100	W
Average power at 25°C	2	W (Free Air Cooled)
		W (Conduction Cooled)

MECHANICAL CHARACTERISTICS

Connectors	SMA	Male Female	MIL-C 39012
Weight	5,1470 g		

ENVIRONMENTAL CHARACTERISTICS

Operating temperature range	-55 /+125 °C
Storage temperature range	-55 /+125 °C



SPECIFICATION

OTHER CHARACTERISTICS

Issue : 0838 A

In the effort to improve our products, we reserve the right to make changes judged to be necessary.

RADIAL 