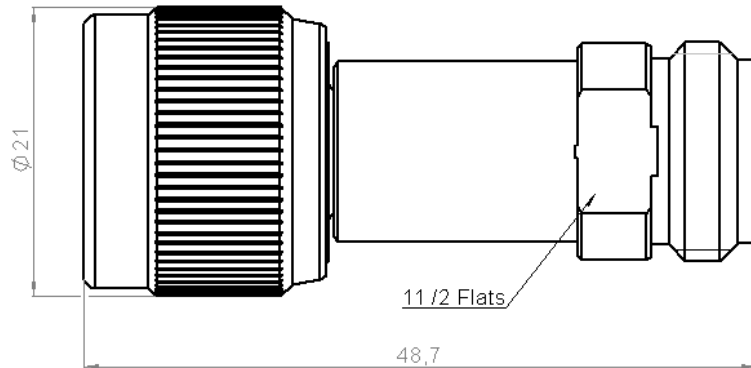



**N ATTENUATOR**  
**20 DB 2 GHZ 2W**

**R412.720.000**  
Series : ATTENUATOR



SCALE 1/1



All dimensions are in mm.

COMPONENTS	MATERIALS	PLATING(μm)
BODY	BRASS	NICKEL 5
MALE CENTER CONTACT	BERYLLIUM COPPER	GOLD 2.5 OVER NICKEL 1
FEMALE CENTER CONTACT	BERYLLIUM COPPER	GOLD 2.5 OVER NICKEL 1
OUTER CONTACT	BRASS	NICKEL 2
INSULATOR	PTFE	
GASKET	SILICONE RUBBER	
SUBSTRATE	ALUMINA	
RESISTOR	Thin film	
OTHERS PARTS		



Issue : 0823 R

In the effort to improve our products, we reserve the right to make changes judged to be necessary.

**N ATTENUATOR**  
**20 DB 2 GHZ 2W**

**R412.720.000**

Series : ATTENUATOR

**ELECTRICAL CHARACTERISTICS**

Frequency (GHz) DC - 2  
V.S.W.R (≤) 1.15  
Deviation(±dB) 0.45

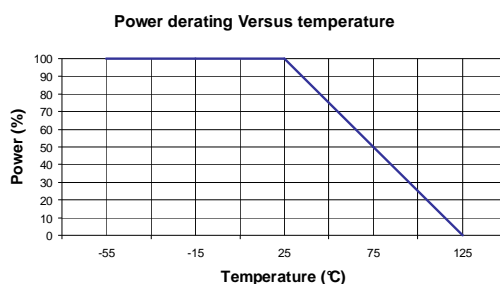
Operating Frequency Range	DC - 2	GHz
Impedance	50	Ω
Nominal Attenuation	20	dB
Peak power at 25°C (1μs, 1%)	100	W
Average power at 25°C	2	W (Free Air Cooled)
		W (Conduction Cooled)

**MECHANICAL CHARACTERISTICS**

Connectors	N	Male Female	MIL-C 39012
Weight	59,9700 g		

**ENVIRONMENTAL CHARACTERISTICS**

Operating temperature range	-55 /+125 °C
Storage temperature range	-55 /+125 °C



**SPECIFICATION**

**OTHER CHARACTERISTICS**

Issue : 0823 R

In the effort to improve our products, we reserve the right to make changes judged to be necessary.

