THIS DRAWING IS UNPUBLISHED. RELEASED FOR PUBLICATION 20
DIFFUSION RESTREINTE AMP LIBRE A LA DIFFUSION
© COPYRIGHT 20 BY - ALL RIGHTS RESERVED. TOUS DROITS RESERVES.

REVISIONS

P	LTR REV	DESCRIPTION MODIFICATIONS	DATE	DWN DESS.	APVD APP.
	B	COTE AGRAFE 1.02 (REP 9)	20MAY2014	PB	JPP

PORTE-LANGUETTE EN POSITION DE LIVRAISON
TAB HOUSING IN DELIVERING POSITION

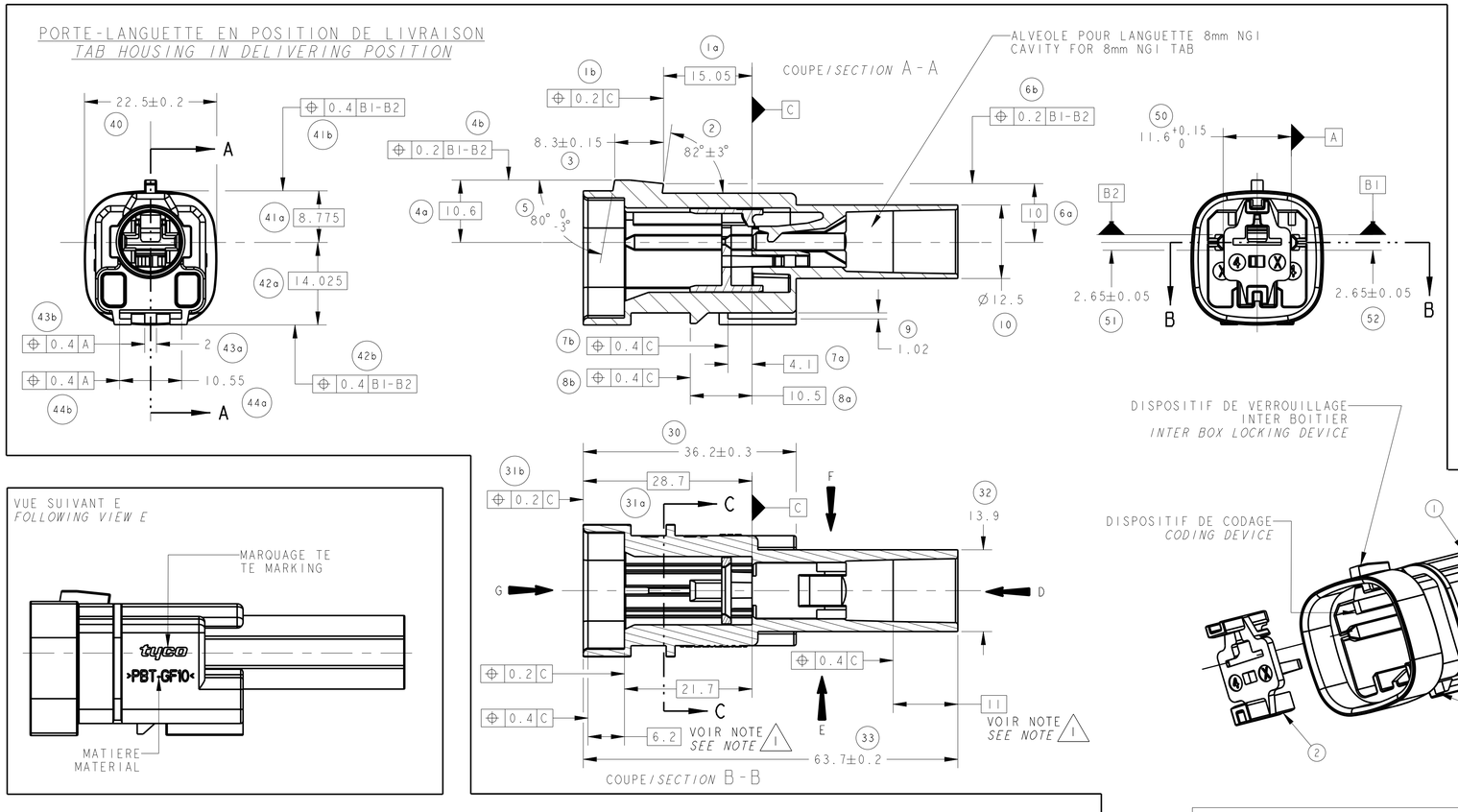

MARQUAGE DU VERROU SECONDAIRE
SECONDARY LOCK MARKING

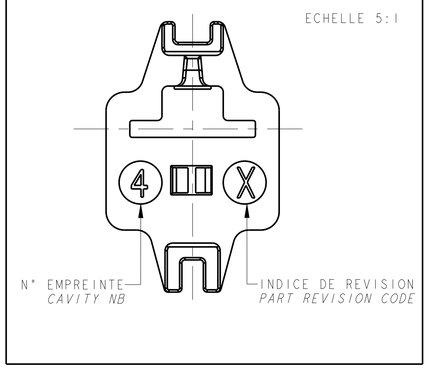

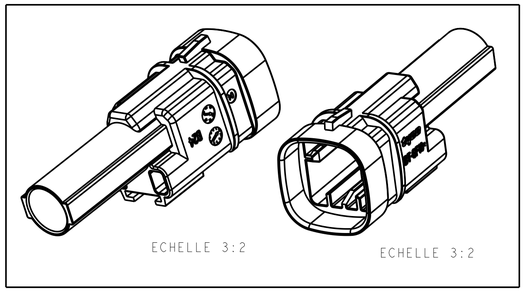

REFERENCES TE POUR CABLEURS
TE PART NUMBERS FOR HARNESS MAKERS

COMPOSANTS *COMPONENTS*	REF TE *TE PN*	MATIERE/*MATERIAL*
LANGUETTE 8mm NG1 G2: GAMME DE 3 A 6 mm² *8mm NG1 TAB G2: RANGE FROM 3 TO 6 mm²*	1544332-1	CUIVRE MICRO-ALLIE *MICRO ALLOYED COPPER*
LANGUETTE 8mm NG1 G3: GAMME DE 7 A 10 mm² *8mm NG1 TAB G3: RANGE FROM 7 TO 10 mm²*	1544333-1	CUIVRE MICRO-ALLIE *MICRO ALLOYED COPPER*
JOINT UNIFILAIRE A SERTIR DIAMETRE FIL DE 3.18 A 4.2 mm *SINGLE WIRE SEAL WIRE DIAMETER FROM 3.18 TO 4.2 mm*	1544316-1	VERT *GREEN*
JOINT UNIFILAIRE A SERTIR DIAMETRE FIL DE 4.87 A 5.63 mm *SINGLE WIRE SEAL WIRE DIAMETER FROM 4.87 TO 5.63 mm*	1544316-2	ORANGE *ORANGE*

VUE SUIVANT E
FOLLOWING VIEW E

VUE SUIVANT F
FOLLOWING VIEW F

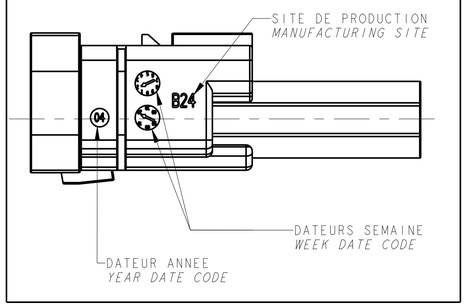

VERROU SECONDAIRE EN POSITION OUVERTE
SECONDARY LOCK IN OPENED POSITION

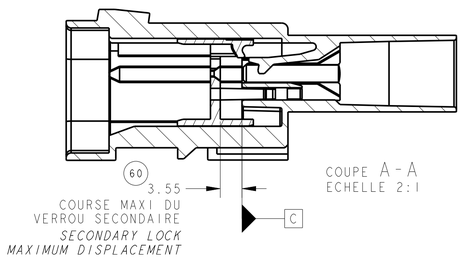

COMPOSANTS / *COMPONENTS*

COMPOSANT *ITEM*	DESIGNATION *DESCRIPTION*	MATIERE *MATERIAL*	COULEUR *COLOR*	QTE *QTY*
1	PORTE LANGUETTE *TAB HOUSING*	PBT-FV10 V0 *PBT-GF10 V0*	VOIR TABLEAU *SEE TABLE*	1
2	VERROU SECONDAIRE *SECONDARY LOCK*	PBT-FV10 V0 *PBT-GF10 V0*	JAUNE *YELLOW*	1

NOTES/NOTA :

1. ZONE SANS PLAN DE JOINT ET EXEMPTE DE MARQUES OU DE RAYURES
AREA WITHOUT ANY JUNCTION LINES, MARKS OU BURRS

COMPOSANTS ASSOCIES POUR CABLEURS
ASSOCIATED COMPONENTS FOR HARNESS MAKERS

COMPOSANTS *COMPONENTS*	REF TE *TE PN*	MATIERE *MATERIAL*	COULEUR *COLOR*
PORTE CLIP IV 8mm NG1 *1 WAY 8mm NG1 RECEPTACLE HOUSING*	1544601-1	PBT HB	NOIR/*BLACK*
PORTE CLIP IV 8mm NG1 *1 WAY 8mm NG1 RECEPTACLE HOUSING*	1544601-2	PBT HB	BLEU/*BLUE*
PORTE CLIP IV 8mm NG1 *1 WAY 8mm NG1 RECEPTACLE HOUSING*	1544601-3	PBT HB	GRIS/*GREY*
PORTE CLIP IV 8mm NG1 ETANCHE *1 WAY 8mm NG1 SEALED RECEPTACLE HOUSING*	1544603-1	-	NOIR/*BLACK*
PORTE CLIP IV 8mm NG1 ETANCHE *1 WAY 8mm NG1 SEALED RECEPTACLE HOUSING*	1544603-2	-	BLEU/*BLUE*
PORTE CLIP IV 8mm NG1 ETANCHE *1 WAY 8mm NG1 SEALED RECEPTACLE HOUSING*	1544603-3	-	GRIS/*GREY*

VUE SUIVANT G
FOLLOWING VIEW G

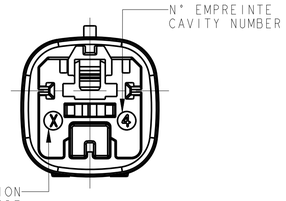

PORTE LANGUETTE SANS VERROU SECONDAIRE
TAB HOUSING WITHOUT SECONDARY LOCK

VERROU SECONDAIRE EN POSITION FERMEE
SECONDARY LOCK IN CLOSED POSITION

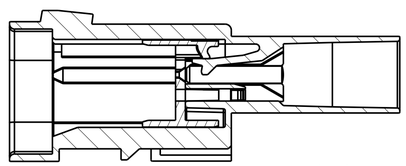

REFERENCE DES COMPOSANTS / *COMPONENTS PART NUMBER*

REFERENCE TE *TE PN*	1544606-1	1544606-2	1544606-3
	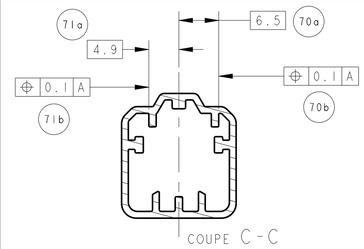	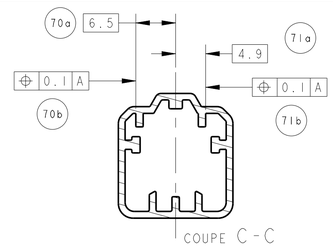	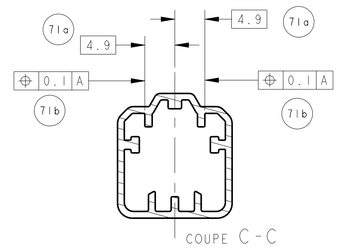
COULEUR *COLOR*	NOIR / *BLACK*	BLEU / *BLUE*	GRIS / *GREY*

THIS DRAWING IS A CONTROLLED DOCUMENT. CE PLAN EST UN DOCUMENT CONTROLE PAR AMP INCORPORATED. DIESER PLAN IST EIN DOKUMENT DER AMP INCORPORATED. TECHNISCHE BÜRO DES FRANCE. PLAN ÜBERARBEITUNG.

DIMENSIONS: mm

TOLERANCES UNLESS OTHERWISE SPECIFIED: TOLERANCES NON SPECIFIEES (SUIV NB DE DEC/MALES): 0: PLC/DEC: ±0.2 1: PLC/DEC: ±0.2 2: PLC/DEC: ±0.2 3: PLC/DEC: ±0.2 4: PLC/DEC: ±0.2 ANGLES: ±5°

MATERIAL MATIERE: VOIR TABLEAU SEE TABLE

FINISH FINITION: -

DWN/DESSINE: F.SAPET 31JUL2007
CHK/VERIFIE: P.CHARLES 31JUL2007
APVD/APPROUVE: J.DAHER 31JUL2007
PRODUCT SPEC SPEC. PRODUIT: 108-15282
APPLICATION SPEC SPEC. APPLICATION: 411-15664
WEIGHT MASSE APPROX.: 9.4 g

TE Connectivity

NAME TITRE: 1 WAY 8mm NG1 TAB HOUSING - SEALED TAB HOUSING

SIZE FORMAT: A1 | CAGE CODE: - | DRAWING NO No PLAN: C-1544606 | RESTRICTED TO RESERVE A: -

CUSTOMER DRAWING /PLAN CLIENT | UNIQUEMENT POUR REFERENCE | SCALE ECHELLE: 2:1 | SHEET FEUILLE 1 OF DE 1 | REV B

4805 (3/13)