SYMBOL DEFINITION			MISSING SYMBOLS
A DIMENSION WITHOUT AN INSPECTION REPORT SYMBOL ( ) DOES NOT REQUIRE INSPECTION. IT MAY BE CONTROLLED ON THE INDIVIDUAL COMPONENT DRAWING.	TOTAL NO OF INSPECTIONS REQUIRED	17	3
	LAST NO. USED	17	

DWG STATUS DATE	STG	REV	N/P	CHG	ZONE	REVISION HISTORY	AUTH	DR	APVD 1	APVD 2
17DE01	R	13	-	-		CLEARED REV COL: ALL PARTS - REVISED TOLERANCE CRIMP WINGS	218778	AFM	EOV	GM
26FE04	R	14	-	-		ALL PARTS - CREATED SOLID MODEL	241869	RAO	EAR	BG
26FE04	R	15	-	-		ALL PARTS - UPDATED MAT'L SPEC	245025	RAO	EAR	BG
18OC05	R	16	-	-		REMOVED DIM ϕ 3	272913	EFS	JVM	BG
02AU06	R	17	-	-		ALL PARTS - ADDED 3.3 MAX DIM	283169	TLD	TLD	BG
22JA08	R	18	-	-		ALL PARTS - UPDATED PDM ATTRIBUTES	403618	MAC	MAC	BG
04FE08	R	19	-	-		ALL PARTS - UPDATED PDM ATTRIBUTES	403722	RH	RH	BG

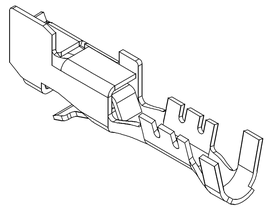

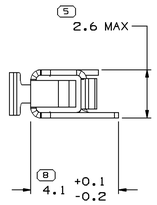

VIEW TO X-X

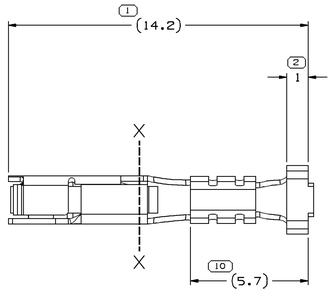

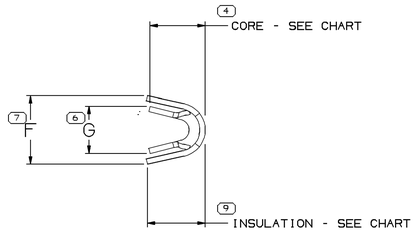

VIEW TO X-X

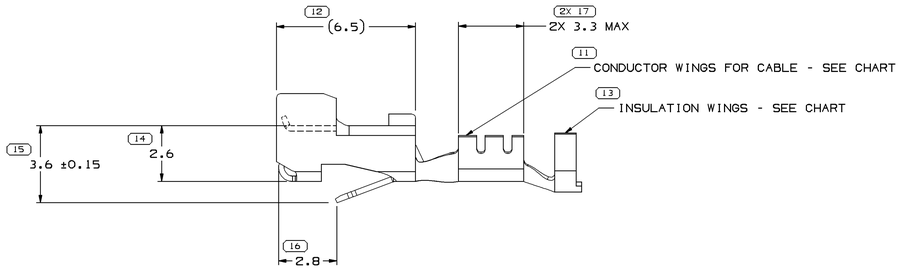

NOTES

1. UNLESS OTHERWISE SPECIFIED AND/OR INDICATED:

   DIMENSIONS ARE TO FACE OF VIEW SHOWN AND AUTOMATICALLY ROUNDED BY COMPUTER FOR INSPECTION (SEE MATH MODEL FOR PRECISE DIMENSIONS). FOR ALL OTHER DIMENSIONS NOT SHOWN BUT REQUIRED FOR TOOL BUILD, SEE MATH MODEL FOR PRECISE TOOL PATH DATA.

PART NO	REV	N/P	STATUS	MAT'L SIZE	MAT'L SPEC	PART NO	REV	N/P	STATUS	MAT'L SPEC	SIZE (MM²)	DIA	ID	F ±0.3	G ±0.2	CORE	INSULATION
				0.254 X 26.97		15304790	03	AG		M3606419 C65400 1/2 HD	1-0.8	2.78-2.62	17	4.3	2.7	2.8	-
				0.254 X 26.97		12161184	03	AG		M3635419 C17200 AM	1-0.8	2.4-2.03	17	4.3	2.7	-	-
				0.254 X 26.97		12124076	05	AG		M3606419 C65400 1/2 HD	0.5-0.35	2.2-1.3	21	3.2	2.2	2.1	2.8
				0.254 X 26.97		12124075	05	AG		M3606419 C65400 1/2 HD	1-0.8	2.4-2.03	17	4.3	2.7	2.8	2.9
UNPLATED						PLATED					CABLE						

15 PROCESS SENSITIVE DIMENSION

DIMENSIONS ENCLOSED IN ( ) INDICATE REFERENCE DIMENSIONS AND NO TOLERANCE LIMITS ARE ESTABLISHED

DIMENSIONAL RANGE (MM)	CHART D
FROM 0 TO 12	>12
TOLERANCE UNLESS OTHERWISE SPECIFIED ±0.1	±0.2
ANGULAR TOLERANCE ±2°	

DWG TYPE: PART DRAWING

STYLE

VOLUME (CUP) | DISTR CODE

UNLESS OTHERWISE SPECIFIED

THIS DOCUMENT IS IN ACCORDANCE WITH ASME Y14.5M-1994 AS AMENDED BY THE GM GLOBAL DIMENSIONING AND TOLERANCING ADDENDUM (1997). ALL GEOMETRIC TOLERANCES AND RELATED DATUMS APPLY RFS. RULE #1(PERFECT FORM AT MMC) DOES NOT APPLY WHEN RELATIONSHIP BETWEEN FEATURES IS ESTABLISHED BY ORIENTATION OR LOCATION TOLERANCES. SEPARATE POSITION CALLOUTS MAY BE BASED SEPARATELY, REGARDLESS OF DATUM REFERENCE.

ALL DIMENSIONS ARE IN MILLIMETERS

REFERENCE

THIRD ANGLE PROJECTION

DO NOT SCALE

USE MATH DATA

NX

DELPHI

DELPHI PACKARD ELECTRICAL/ELECTRONIC ARCHITECTURE
WARREN, OH

		DATE
DR		
APVD1	S. ALVARADO	26JN99
APVD2	J. VILLAMIL	27JN99
APVD3	J. VILLAMIL	27JN99
APVD4		
APVD5		

SUBSTANCES OF CONCERN AND RECYCLED CONTENT PER DELPHI (094900)

MATERIAL
SEE CHART

DRAWING NAME
TAXI TERM F M/P 150.2 TANG

DRAWING NUMBER
12124077

SIZE	SCALE	FRAME NO	SHEET NO	STG	REV	N/P
A0	10:1	1 OF 1	1 OF 2	R	19	-

User: DZBINO
Dwg: 12124077-CU001-S01 Date: 04-Feb-08 Time: 12:07
Dassaspe