

ICT-100 and S-100

SIZE 100 .100 CENTERS

BeCu PLUNGER TIPS



PROBE SPECIFICATIONS

Minimum Centers: .100 (2.54)
Current Rating: 3 amps continuous
Spring Force: 3.5, 5.5, 6.7, 8.0, 10.0 or 17.0 oz. @.170 (4.32) travel
Typical Resistance: < 8 mΩ
Maximum Travel: .250 (6.35)
Working Travel: .170 (4.32)

Rated Force oz (g)	Preload oz (g)	Material
3.5 (99)	1.5 (43)	BeCu*
5.5 (156)	2.4 (68)	MW**
6.7 (190)	2.8 (80)	SS
8.0 (227)	3.3 (94)	MW**
10.0 (283)	3.7 (105)	MW
17.0 (483)	6.8 (193)	MW

* 3.5 oz spring S-100 only ** BeCu for S Series

MATERIALS

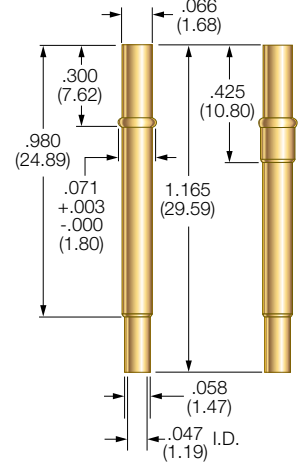
Barrel: G2
Spring: Beryllium copper, music wire, nickel plated or stainless steel
Plunger: Beryllium copper or steel, gold plated over nickel
Receptacle: Nickel/silver, gold plated; gold plated post

ICT-100 PROBE



R-100 Receptacle

R Series RX Series

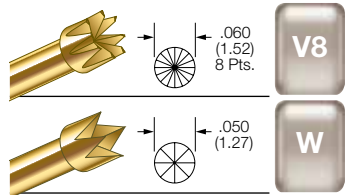


Drill Size: #50
Mounting Hole Size: .068/.070 (1.73/1.78)
Recommended Wire: 22-26 gage

RECEPTACLE OPTIONS

Part Number	Style	Receptacle Length	Probe/Receptacle Combined Length	Comments
R-100-CR	Crimp	1.165 (29.59)	1.495 (37.97)	—
R-100-SC	Solder Cup	1.165 (29.59)	1.495 (37.97)	—
R-100-RP	Round Post	1.540 (39.12)	1.870 (47.50)	.375 post length - .025 dia.
R-100-WW-429	Wire Wrap	1.594 (40.49)	1.924 (48.87)	.429 post length - .025 sq.
R-100-WW-694	Wire Wrap	1.859 (47.22)	2.189 (55.60)	.694 post length - .025 sq.
R-100-WW-1.044	Wire Wrap	2.209 (56.11)	2.539 (64.49)	1.044 post length - .025 sq.

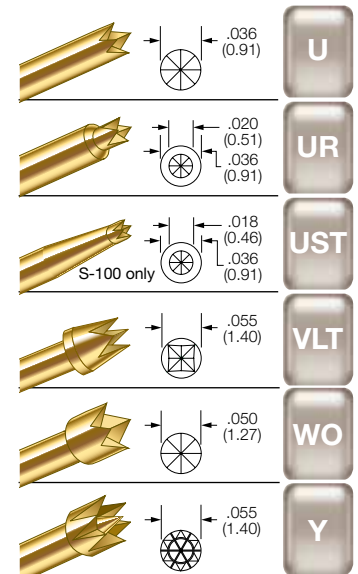
BeCu PLUNGER TIPS



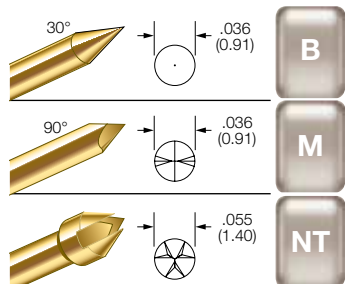
STEEL PLUNGER TIPS



STEEL PLUNGER TIPS



STEEL PLUNGER TIPS



WIRELESS RECEPTACLE

R-100-J-DE



PROBE SPECIFICATIONS

Minimum Centers: .100 (2.54)
Drill Size: #50
Mounting Hole Size: .068/.070 (1.73/1.78)
Spring Force: 2.7 oz. (77g) @ .070 (1.77) travel
Maximum Travel: .100 (2.54)
Working Travel: .070 (1.77)

MATERIALS

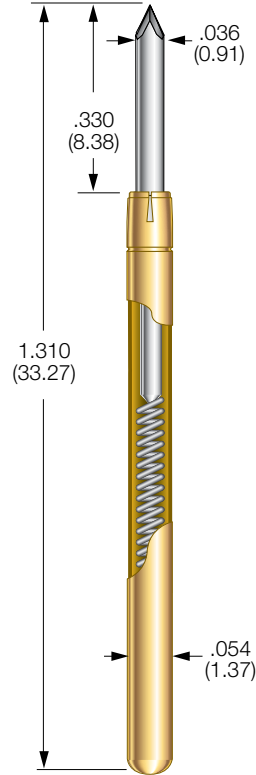
Receptacle: Nickel/silver, gold lined inside
Spring: Music wire, gold plated
Plunger: Beryllium copper, gold plated over nickel

HOW TO ORDER

R	100	J	DE
SERIES	SIZE	TIP STYLE	TERMINATION

LEAD FREE TEST PROBE

ICT-100-LF PROBE



PROBE SPECIFICATIONS

Minimum Centers: .100 (2.54)
Current Rating: 3 amps continuous
Spring Force: 8.0 oz. @ .170 (4.32) travel
Typical Resistance: < 30 mΩ against a lead free surface
Maximum Travel: .250 (6.35)
Working Travel: .170 (4.32)

MATERIALS

Barrel: G2
Spring: Music wire, nickel plated
Plunger: Steel, Duralloy™ plated

HOW TO ORDER

ICT	100	LF	8	D	S
SERIES	SIZE	TIP STYLE	SPRING FORCE	PLATING OPTIONS	STEEL PLUNGER OPTION

HOW TO ORDER: SPRING CONTACT PROBE

ICT	100	T	5.5	G	S
SERIES	SIZE	TIP STYLE	SPRING FORCE	PLATING OPTIONS	STEEL PLUNGER OPTION

SERIES:
ICT: HIGH PERFORMANCE
S: STANDARD PERFORMANCE (NO BIFURCATED BEAM)
CRIMPING PLIERS: CPR100
INSERTION TOOL: RTR100

SPRING FORCE:
 3.5 oz. @ .170 (4.32) TRAVEL*
 5.5 oz. @ .170 (4.32) TRAVEL
 6.7 oz. @ .170 (4.32) TRAVEL
 8.0 oz. @ .170 (4.32) TRAVEL
 10.0 oz. @ .170 (4.32) TRAVEL
 17.0 oz. @ .170 (4.32) TRAVEL
 *S-100 SERIES ONLY

RECEPTACLE

R	100	WW	429
SERIES	SIZE	TERMINATION	POST LENGTH

SERIES:
R: HIGH PERFORMANCE
RX: IMPROVED POINTING ACCURACY

TERMINATION:
CR: CRIMP
SC: SOLDER CUP
RP: ROUND POST
WW: WIRE WRAP
POST LENGTH:
WW: 429, 694 OR 1.044

VIEW UPDATES OF THIS INFORMATION AT WWW.IDINET.COM

Specifications subject to change without notice. Dimensions in inches (millimeters)