

# ICT-100 and S-100

SIZE 100 .100 CENTERS

## BeCu PLUNGER TIPS



## PROBE SPECIFICATIONS

**Minimum Centers:** .100 (2.54)  
**Current Rating:** 3 amps continuous  
**Spring Force:** 3.5, 5.5, 6.7, 8.0, 10.0 or 17.0 oz. @.170 (4.32) travel  
**Typical Resistance:** < 8 mΩ  
**Maximum Travel:** .250 (6.35)  
**Working Travel:** .170 (4.32)

Rated Force oz (g)	Preload oz (g)	Material
3.5 (99)	1.5 (43)	BeCu*
5.5 (156)	2.4 (68)	MW**
6.7 (190)	2.8 (80)	SS
8.0 (227)	3.3 (94)	MW**
10.0 (283)	3.7 (105)	MW
17.0 (483)	6.8 (193)	MW

\* 3.5 oz spring S-100 only \*\* BeCu for S Series

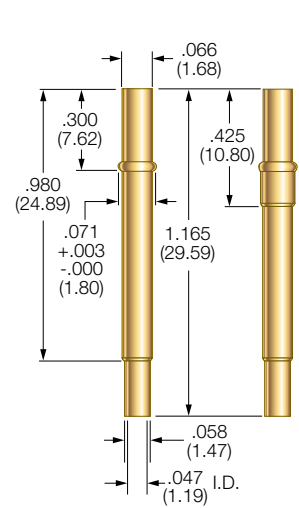
## MATERIALS

**Barrel:** G2  
**Spring:** Beryllium copper, music wire, nickel plated or stainless steel  
**Plunger:** Beryllium copper or steel, gold plated over nickel  
**Receptacle:** Nickel/silver, gold plated; gold plated post

## ICT-100 PROBE



## R-100 Receptacle

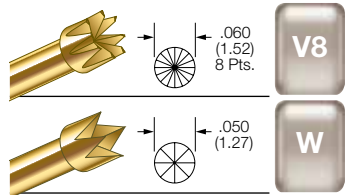


**Drill Size:** #50  
**Mounting Hole Size:** .068/.070 (1.73/1.78)  
**Recommended Wire:** 22-26 gage

## RECEPTACLE OPTIONS

Part Number	Style	Receptacle Length	Probe/Receptacle Combined Length	Comments
R-100-CR	Crimp	1.165 (29.59)	1.495 (37.97)	—
R-100-SC	Solder Cup	1.165 (29.59)	1.495 (37.97)	—
R-100-RP	Round Post	1.540 (39.12)	1.870 (47.50)	.375 post length - .025 dia.
R-100-WW-429	Wire Wrap	1.594 (40.49)	1.924 (48.87)	.429 post length - .025 sq.
R-100-WW-694	Wire Wrap	1.859 (47.22)	2.189 (55.60)	.694 post length - .025 sq.
R-100-WW-1.044	Wire Wrap	2.209 (56.11)	2.539 (64.49)	1.044 post length - .025 sq.

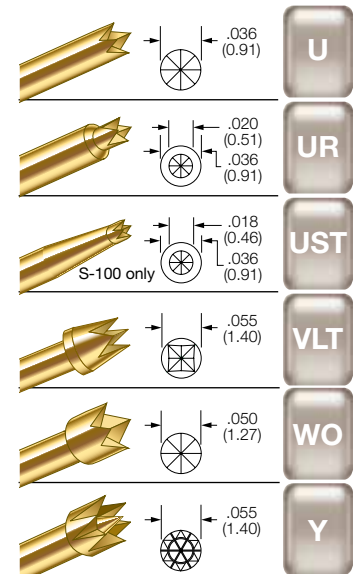
## BeCu PLUNGER TIPS



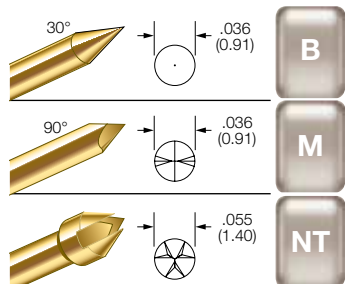
## STEEL PLUNGER TIPS



## STEEL PLUNGER TIPS



## STEEL PLUNGER TIPS



## WIRELESS RECEPTACLE

### R-100-J-DE



### PROBE SPECIFICATIONS

**Minimum Centers:** .100 (2.54)  
**Drill Size:** #50  
**Mounting Hole Size:** .068/.070 (1.73/1.78)  
**Spring Force:** 2.7 oz. (77g) @ .070 (1.77) travel  
**Maximum Travel:** .100 (2.54)  
**Working Travel:** .070 (1.77)

### MATERIALS

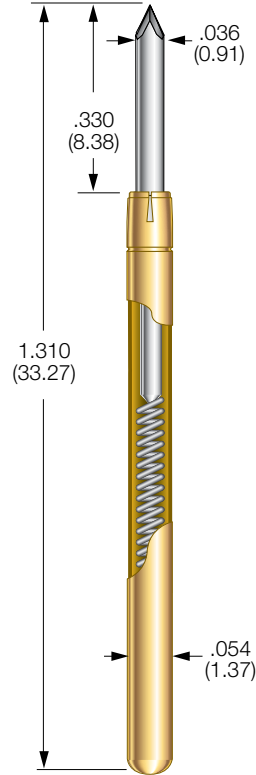
**Receptacle:** Nickel/silver, gold lined inside  
**Spring:** Music wire, gold plated  
**Plunger:** Beryllium copper, gold plated over nickel

### HOW TO ORDER

<b>R</b>	<b>100</b>	<b>J</b>	<b>DE</b>
SERIES	SIZE	TIP STYLE	TERMINATION

## LEAD FREE TEST PROBE

### ICT-100-LF PROBE



### PROBE SPECIFICATIONS

**Minimum Centers:** .100 (2.54)  
**Current Rating:** 3 amps continuous  
**Spring Force:** 8.0 oz. @ .170 (4.32) travel  
**Typical Resistance:** < 30 mΩ against a lead free surface  
**Maximum Travel:** .250 (6.35)  
**Working Travel:** .170 (4.32)

### MATERIALS

**Barrel:** G2  
**Spring:** Music wire, nickel plated  
**Plunger:** Steel, Duralloy™ plated

### HOW TO ORDER

<b>ICT</b>	<b>100</b>	<b>LF</b>	<b>8</b>	<b>D</b>	<b>S</b>
SERIES	SIZE	TIP STYLE	SPRING FORCE	PLATING OPTIONS	STEEL PLUNGER OPTION

## HOW TO ORDER: SPRING CONTACT PROBE

<b>ICT</b>	<b>100</b>	<b>T</b>	<b>5.5</b>	<b>G</b>	<b>S</b>
SERIES	SIZE	TIP STYLE	SPRING FORCE	PLATING OPTIONS	STEEL PLUNGER OPTION

**SERIES:**  
**ICT:** HIGH PERFORMANCE  
**S:** STANDARD PERFORMANCE (NO BIFURCATED BEAM)

**CRIMPING PLIERS:** CPR100  
**INSERTION TOOL:** RTR100

**SPRING FORCE:**  
 3.5 oz. @ .170 (4.32) TRAVEL\*  
 5.5 oz. @ .170 (4.32) TRAVEL  
 6.7 oz. @ .170 (4.32) TRAVEL  
 8.0 oz. @ .170 (4.32) TRAVEL  
 10.0 oz. @ .170 (4.32) TRAVEL  
 17.0 oz. @ .170 (4.32) TRAVEL  
 \*S-100 SERIES ONLY

## RECEPTACLE

<b>R</b>	<b>100</b>	<b>WW</b>	<b>429</b>
SERIES	SIZE	TERMINATION	POST LENGTH

**SERIES:**  
**R:** HIGH PERFORMANCE  
**RX:** IMPROVED POINTING ACCURACY

**TERMINATION:**  
**CR:** CRIMP  
**SC:** SOLDER CUP  
**RP:** ROUND POST  
**WW:** WIRE WRAP  
**POST LENGTH:**  
**WW:** 429, 694 OR 1.044

VIEW UPDATES OF THIS INFORMATION AT [WWW.IDINET.COM](http://WWW.IDINET.COM)

Specifications subject to change without notice. Dimensions in inches (millimeters)