THIS DRAWING IS UNPUBLISHED. RELEASED FOR PUBLICATION FEB ,1998.
© COPYRIGHT 1998 By – ALL RIGHTS RESERVED.

LOC	DIST
J	–

REVISIONS 変更

P	LTR	DESCRIPTION	DATE	DWN	APVD
	D1	REVISED PER ECO-11-005030	11MAR11	RK	HMR

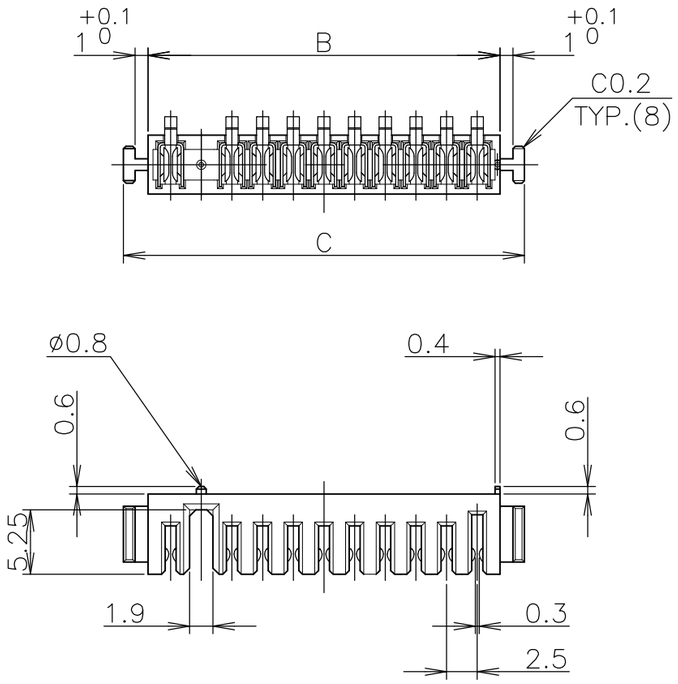

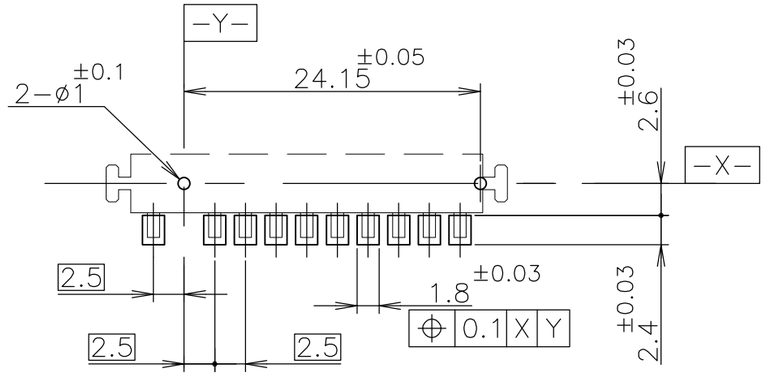

基板取付参考寸法
REFERENCE P.C.BOARD LAYOUT
P.C.BOARD THK 0.8~1.2
(VIEW FROM CONNECTOR MOUNTING SIDE)

△1 材料 ハウジング : 6Tナイロン、UL94V-0, 色 ; 黒
コンタクト : 銅合金
△2 仕上げ コンタクト : Ni 下地めっき 1.3~4μm
接触部 Pd-Niめっき 1μm以上
接触部 Auフラッシュめっき 0.05~0.127μm
半田付け部 すずめっき 2~5μm
△3 材料 ハウジング : 6Tナイロン、UL94V-0, 色 ; 黒
コンタクト : Cu-Ni-Si 合金
△4 仕上げ コンタクト : Ni 下地めっき 2μm以上
接触部 Auめっき 0.3μm以上
半田付け部 すずめっき 2μm以上

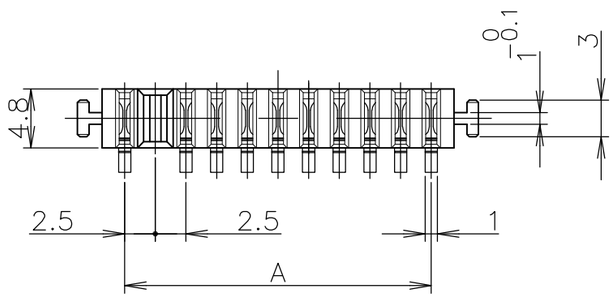

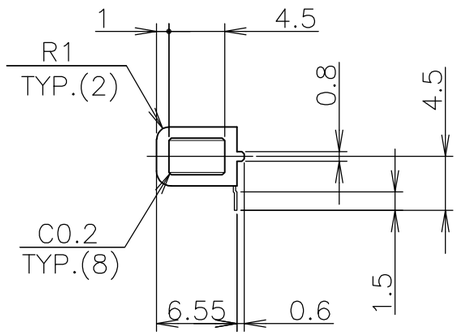

△1 MATERIAL HOUSING : 6T NYLON, UL94V-0
COLOR ; BLACK
CONTACT : COPPER ALLOY
△2 FINISH CONTACT : Ni 1.3~4μm ALL OVER UNDER PL.
Pd-Ni PL. 1μm MIN. AT CONTACT AREA
Au FLASH PL. 0.05~0.127μm
AT CONTACT AREA
TIN PL. 2~5μm AT LEAD AREA
△3 MATERIAL HOUSING : 6T NYLON, UL94V-0
COLOR ; BLACK
CONTACT : Cu-Ni-Si ALLOY
△4 FINISH CONTACT : Ni 2μm MIN. ALL OVER UNDER PL
Au PL. 0.3μm MIN. AT CONTACT AREA
TIN PL. 2μm MIN. AT LEAD AREA

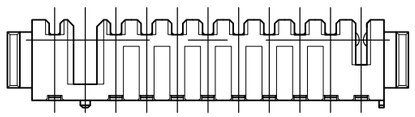

鉛フリー
LEAD FREE

△4	△3	32.7	28.7	25	10	1-1123688-7
△2	△1	32.7	28.7	25	10	1123688-7
△2	△1	22.7	18.7	15	6	1123688-3
FINISH	MATERIAL	C	B	A	N (POS)	P/N

THIS DRAWING IS A CONTROLLED DOCUMENT.

DIMENSIONS: 単位 : 耗 mm

TOLERANCES UNLESS OTHERWISE SPECIFIED: 一般公差
0 PLC ± – ±0.15
1 PLC ± – ±3°
2 PLC ± –
3 PLC ± –
4 PLC ± –
ANGLES ± –

MATERIAL 材料 SEE TABLE
FINISH 仕上 SEE TABLE

DWN	T. KUSUHARA	12FEB98
CHK	I. ENOMOTO	12FEB98
APVD	I. ENOMOTO	12FEB98
PRODUCT SPEC 製品規格	108-5599	
APPLICATION SPEC 取付適用規格	–	
WEIGHT	–	

CUSTOMER DRAWING

WIRE RANGE 抱合電線断面積 –
INSULATION DIA 被覆外径 –

TE Connectivity

NAME 名称
RECEPTACLE ASSEMBLY
2.5mm PITCH BATTERY CONN (10POS.)
–

SIZE	CAGE CODE	DRAWING NO 番号	RESTRICTED TO
A3	00779	C-1123688	–

SCALE 尺度 2:1 SHEET 1 OF 1 REV D1