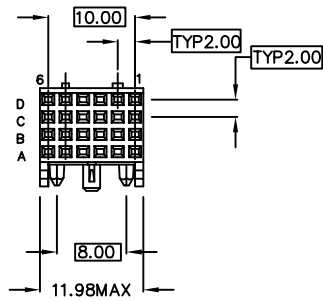


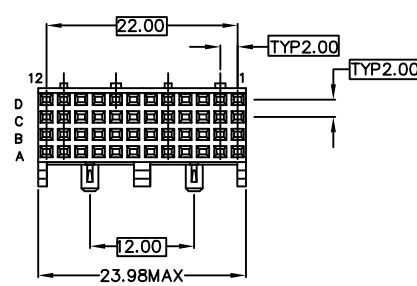
Tous droits strictement réservés. Reproduction ou communication a des tiers interdite sous quelque forme que ce soit sans autorisation écrite du propriétaire. Propriété de c FCI. Droits de reproduction FCI.



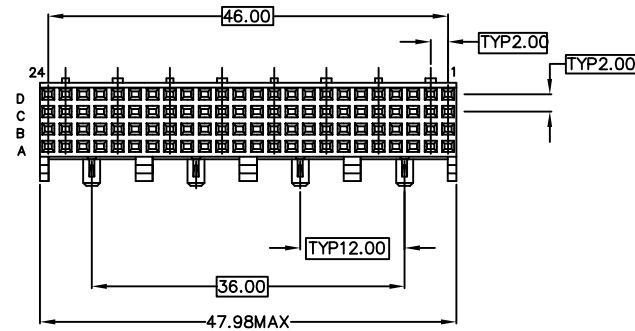
All rights strictly reserved. Reproduction or issue to third parties in any form whatever is not permitted without written authority from the proprietor. Property of FCI. Copyright FCI.



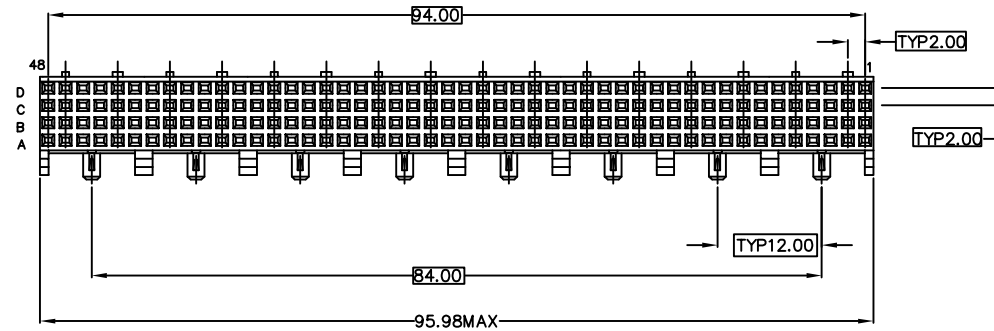
24 POSITION



48 POSITION



96 POSITION



192 POSITION

NOTES: UNLESS OTHERWISE SPECIFIED;

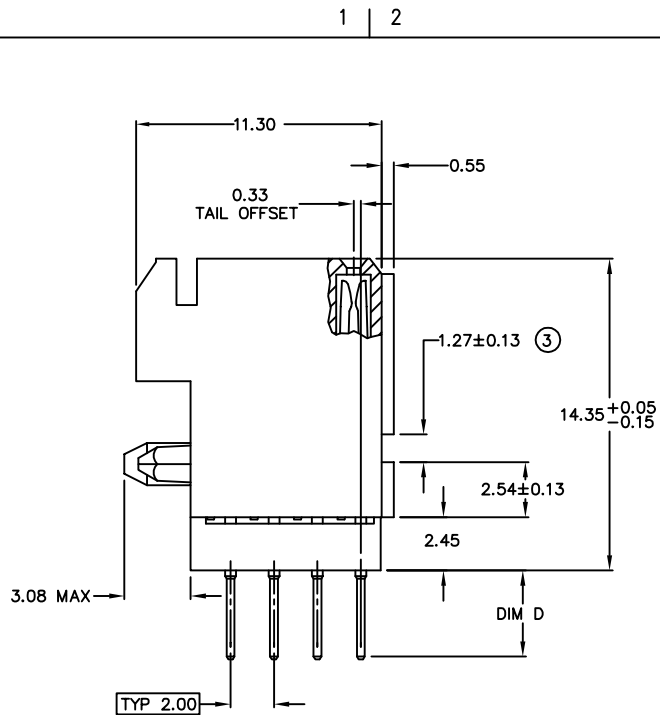
- 1 CONNECTOR MATERIALS:  
HOUSING: GLASS FILLED THERMOPLASTIC,  
UL94-V0 COMPLIANT.  
TERMINAL: PHOSPHOR BRONZE ALLOY
- 2 PACKED IN TUBES.
- ③ FEATURE MAY OR MAY NOT BE PRESENT DEPENDING UPON THE MOLD TOOL USED TO PRODUCE PRODUCT.
- 4 PRODUCT SPECIFICATION: GS-12-177.
- 5 APPLICATION SPECIFICATION: GS-20-015.
- 6 THE PRODUCTS WHERE THE PART NUMBER ENDS IN "LF" MEET THE EUROPEAN UNION DIRECTIVES AND OTHER COUNTRY REGULATIONS AS DESCRIBED IN GS-22-008.
- 7 ALL PRODUCTS WILL WITHSTAND EXPOSURE TO 260°C FOR 60 SECONDS IN A CONVECTION, INFRARED OR VAPOR PHASE REFLOW OVEN.
- 8 LOCATION PEGS ONLY EXISTED IN ONE MODULE TYPE.

mat'l. code				tolerances unless otherwise specified				CUSTOMER COPY		FCI www.fciconnect.com	
ltr	ecn no	dr	date	linear	.NONE ±3[±.1]	projection	title		code		
F	V04-1124	TAB	02/04/05	linear	.X ±.5[.02]		T SERIES STRAIGHT RECEPTACLE		213		
G	V05-0438	VS	07/14/05	linear	.XX±.13[.005]		ASSY, 4 ROW, STB		sheet		
H	DC06-0501	Kason	12/01/06	angles	0° ±1°		product family METRAL		1 of 2		
J	DG08-0173	TER	7/11/08	dr	V. SEBASTIAN 07/14/05		size dwg no				
				enr	J. VOLSTROF 07/14/05		A SE96860				
				chr	J. VOLSTROF 07/14/05	scale					
				appd	J. VOLSTROF 07/14/05	4:1					
sheet index	revision sheet	J	J								
		1	2								

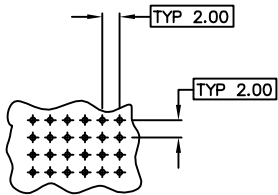
Tous droits strictement réservés. Reproduction ou communication a des tiers interdite sous quelque forme que ce soit sans autorisation écrite du propriétaire. Propriété de c FCI. Droits de reproduction FCI.



All rights strictly reserved. Reproduction or issue to third parties in any form whatever is not permitted without written authority from the proprietor. Property of FCI. Copyright FCI.



TYP 2.00



RECOMMENDED PC BOARD LAYOUT, COMPONENT SIDE  
SEE PRINT 58351 FOR ADDITIONAL PCB INFORMATION

CATALOG NUMBER DESCRIPTION

PRODUCT FAMILY  
HM1 = METRAL HM1

PRODUCT TYPE  
S = FEMALE SIGNAL, STRAIGHT

NUMBER OF ROWS  
4 = 4 ROW

BODY LENGTH  
1 = 12 mm (24 POSITION SIGNAL)  
2 = 24 mm (48 POSITION SIGNAL)  
3 = 48 mm (96 POSITION SIGNAL)  
4 = 96 mm (192 POSITION SIGNAL)

MATING CONTACT  
T = TWISTED FEMALE

LF = LEAD FREE Sn PLATING ON TAILS

PERFORMANCE LEVEL  
SEE TABLE 2

INSULATING MATERIAL  
H = HIGH TEMPERATURE MATERIAL

VARIATIONS  
000 = STANDARD

BOARD ATTACHMENT  
R = STANDARD STRAIGHT

PCB TERMINATION TYPE  
R = SOLDER TAIL, DIM D = 3.30±0.30  
S = SOLDER TAIL, DIM D = 4.10±0.30

TABLE 2

CODE	CONTACT AREA	PERFORMANCE LEVEL
6	0.75um Au min over 1.3um Ni min or 0.68um PdNi min +0.08um Au min over 1.3um Ni min	TELCORDIA CO

mat'l. code -				tolerances unless otherwise specified				CUSTOMER COPY		FCI www.fciconnect.com			
ltr	ecn no	dr	date	linear	.NONE ±3[±.1]			projection	title				
J					.X ±.5[.02]				T SERIES STRAIGHT RECEPTACLE ASSY, 4 ROW, STB				
				angles	0° ±1°			MM	product family METRAL				code
				dr	V. SEBASTIAN	07/14/05	scale		size dwg no				213
				enr	J. VOLSTROF	07/14/05		10:1	A SE96860				sheet
				chr	J. VOLSTROF	07/14/05							2 of 2
				appd	J. VOLSTROF	07/14/05							
sheet index	revision sheet												

cage code  
22526