THIS DRAWING IS UNPUBLISHED.
VERTRAULICHE UNVEROEFFENTLICHTE ZEICHNUNG
© COPYRIGHT 2007 Tyco Electronics AMP GmbH
RELEASED FOR PUBLICATION - 2007
FREI FUER VEROEFFENTLICHUNG
ALL RIGHTS RESERVED.
ALLE RECHTE VORBEHALTEN.

MATED WITH
PASSEND ZU

LOC	DIST
A1	-

PROJEKT NR.

REVISIONS
ANDERUNGEN

P	LTR	DESCRIPTION BESCHREIBUNG	DATE	DWN	APVD
	G	ECR-17-000743	25NOV2016	HO.	LEIM
	G1	ECR-18-002413	19FEB2018	FRAN	LEIM
	G2	ECR-18-015758	04OCT2018	GLUE	LEIM
	G3	ECR-19-000372	09JAN2019	MAH.	LEIM

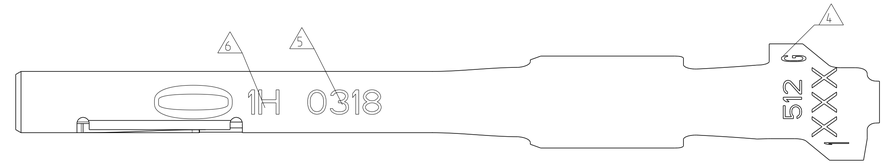

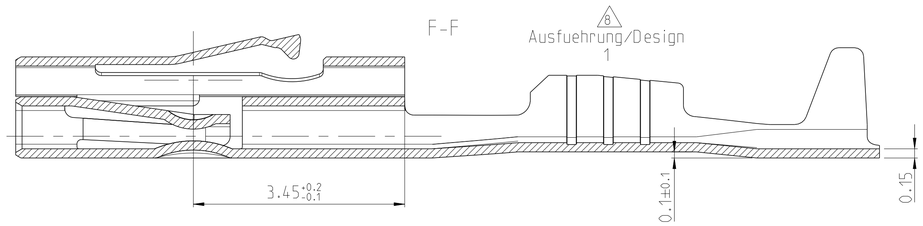

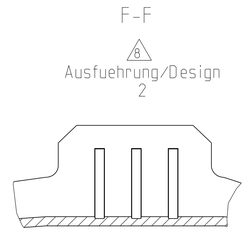

Bemerkungen
NOTES

1. Massgebend ist der deutsche Text
   ONLY THE GERMAN LANGUAGE VERSION SHALL BE BINDING
2. Einzelheiten der Ausfuehrung bleiben dem Hersteller ueberlassen
   DETAILS OF DESIGN ARE LEFT TO MANUFACTURER
3. Passend zu Kontaktstift: TE 114-94201
   SUITABLE TO CONTACT-PIN.
4. TE-Logo, Aenderungsstand
   TE-LOGO, REVISION STATUS
5. Datumscode (Woche/Jahr)
   DATE-CODE (WEEK/YEAR)
6. Variantenmarkierung
   VERSION MARKING
7. Oberflaeche Kontaktbereich
   SURFACE CONTACT AREA
   Sn = 0.8 ... 2.2 µm
   Ag = 1.6 ... 5 µm
   Au = min. 0.8 µm
8. Rillenausfuehrung
   SERRATION DESIGN
9. Spurenzuordnung in Zweispurwerkzeugen
   TRACK ALLOCATION IN TWO TRACK DIES

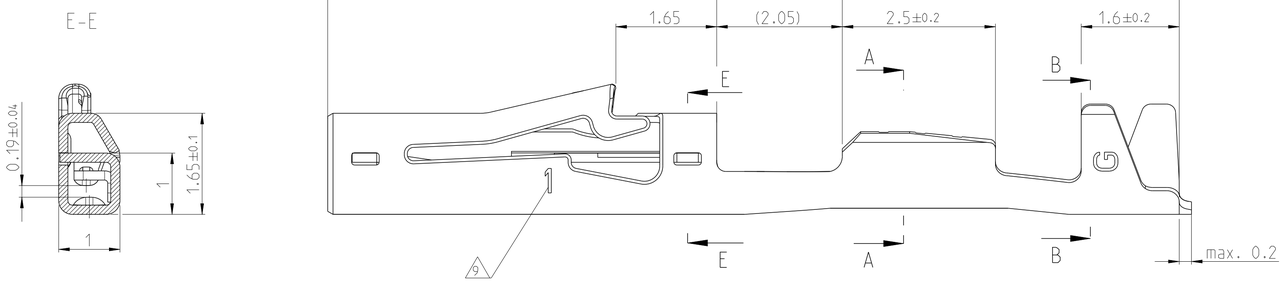

1-1703930-X wie gezeigt
1-1703930-X AS SHOWN

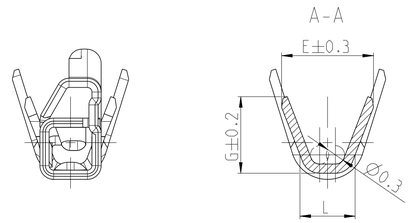

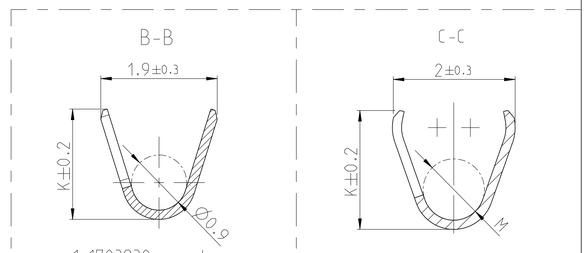

1-1703930-x und
2-1703930-x wie gezeigt
1-1703930-x AND
2-1703930-x AS SHOWN

3-1703930-x und
4-1703930-x wie gezeigt
3-1703930-x AND
4-1703930-x AS SHOWN

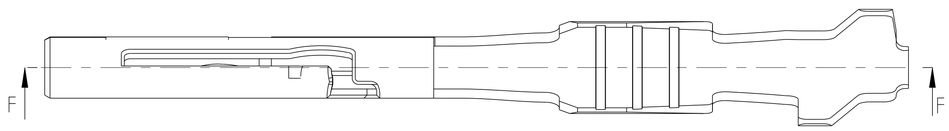

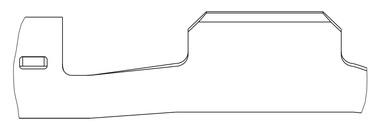

4-1703930-X wie gezeigt
4-1703930-X AS SHOWN

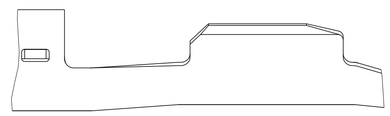

3-1703930-X wie gezeigt
3-1703930-X AS SHOWN

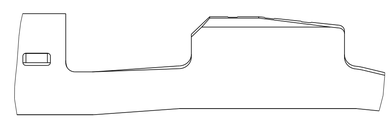

2-1703930-X wie gezeigt
2-1703930-X AS SHOWN

10:1

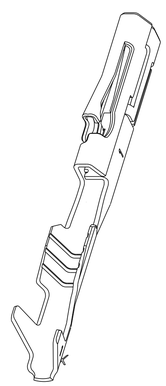

Bestell-Nr. Ausfuehrung ORDER NO. Design 1 (8)	REV.	Bestell-Nr. Ausfuehrung ORDER NO. Design 2 (8)	REV.	VERSION	Markierung MARKING (6)	DGB WIRE SIZE RANGE [mm²]	Material	OBERFLAECHE SURFACE (7)	Gewicht WEIGHT [g]	Drahtcrimp WIRE CRIMP	Iso' crimp INSULATION CRIMP
-	-	4-1703930-4	A	HIGH PERFORMANCE	4+	0.22...0.35	CuNiSi	Sn	0.08	E = 1.6 G = 1.64 L = 0.85 M = Ø1	K = 1.93
-	-	4-1703930-3	G3 B		4G		CuNiSi	Au			
-	-	4-1703930-2	A		4H		CuNiSi	Ag			
-	-	4-1703930-1	A	Standard	4		CuSn8	Sn			
-	-	3-1703930-4	A	HIGH PERFORMANCE	3+	0.13...0.17	CuNiSi	Sn		E = 1.41 G = 1.32 L = 0.75 M = Ø0.9	K = 1.8
-	-	3-1703930-2	A		3H		CuNiSi	Ag			
2-1703930-4	A	-	-		2+	0.22...0.35	CuNiSi	Sn		E = 1.7 G = 1.5 L = 1.05	K = 1.9
2-1703930-2	G	-	-		2H		CuNiSi	Ag			
2-1703930-1	F	-	-	Standard	2		CuSn8	Sn			
1-1703930-2	F	-	-	HIGH PERFORMANCE	1H	0.13...0.17	CuNiSi	Ag		E = 1.5 G = 1.25 L = 0.9	K = 1.8
1-1703930-1	E	-	-	Standard	1		CuSn8	Sn			

Abmessungen/DIMENSION [mm]

THIS DRAWING IS A CONTROLLED DOCUMENT.
DIESES ZEICHNUNGSDOKUMENT WIRD DURCH AMP INCORPORATED KONTROLLIERT.
ANDERUNGEN, DIE DEM TECHNISCHEN FORTSCHRITT DIENEN, SIND VORBEHALTEN.
DIN ISO 7200 ALLGEMEINE ANGABEN/GENERAL INFORMATION

DIMENSIONS: MASSEINHEITEN: mm

TOLERANCES UNLESS OTHERWISE SPECIFIED: ALLGEMEINTOLERANZEN
0 PLC ±
1 PLC ± ±0.15
2 PLC ±
3 PLC ±
4 PLC ±
ANGLES/WINKEL ±1°

MATERIAL - -
FINISH/OBERFLAECHE/FARBE - -

DWN	S. G.	04SEP2007
CHK	C. Boemmel	04SEP2007
APVD	R. Jetter	04SEP2007

PRODUCT SPEC PRODUKTSPEZ. 108-94099
APPLICATION SPEC VERARBEITUNGSSPEZ. 114-18858
WEIGHT GEWICHT -

TE Connectivity

NAME
NanoMQS
Buchsenkontakt
SOCKET CONTACT

SIZE A1 | CAGE CODE 00779 | DRAWING NO ZEICHNUNGS-NR. G-1703930 | RESTRICTED TO NUR FUER -

Customer Drawing /KUNDENZEICHNUNG | SCALE MASSSTAB 20:1 | SHEET BLATT 1 OF VON 1 | REV G3

4805 (3/11)