

PRELIMINARY

spec ref	dr Daniel Xiao	2013/03/17	projection	MM	size	A2	scale	4:1
tolerance std	eng Daniel Xiao	2014/02/27			ecn no	-	rel level	Released
ISO 406 ISO 1101	chr -	2014/02/27						
surface	appr Collins Lu	2014/02/27			title HPCE BTB R/A HEADER 40P-24S (WITH GUIDE)		dwg no 10124392	rev A
ISO 1302	linear	0.X ±0.3 0.XX ±0.15 0.XXX ±0.05	angular	0° ±2°	www.fci.com	cat. no.	Product - Customer Draw	sheet 1 of 3

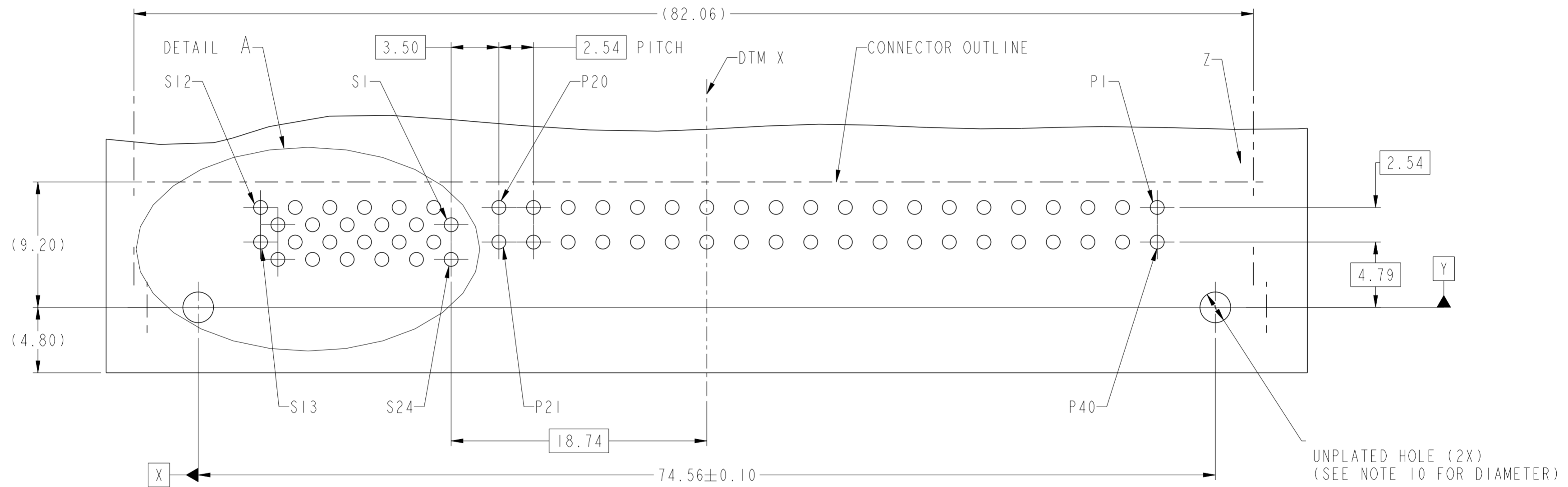
PDS: Rev :A

STATUS:Released

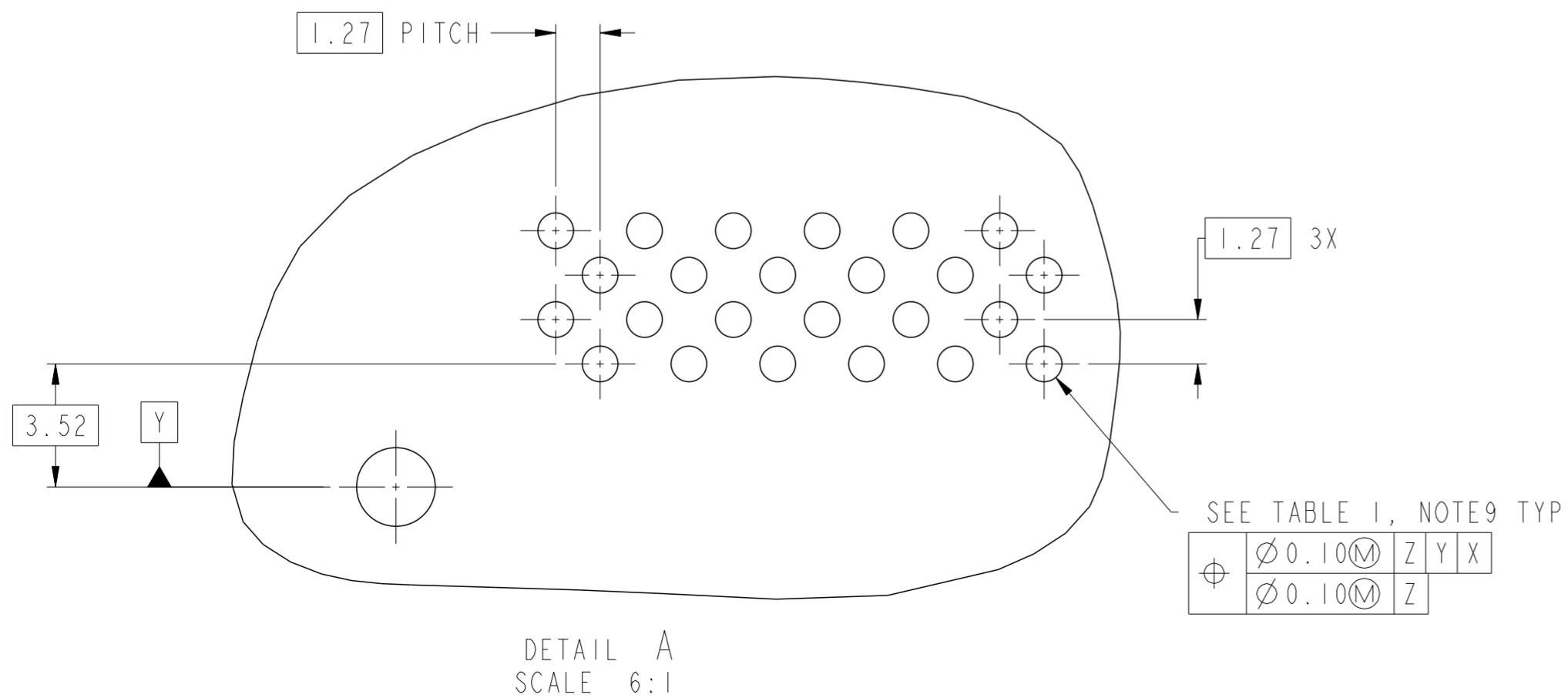
Printed: Feb 28, 2014

Copyright FCI.

CONTACT TYPE	TOP LAYER DESCRIPTION	TABLE 1 (HPCE / SOLDER TAILS) PLATED THROUGH-HOLE REQUIREMENTS				
		DRILLED HOLE DIAMETER	COPPER THICKNESS	TIN-LEAD THICKNESS	TIN THICKNESS	FINISHED HOLE DIAMETER
POWER	TIN-LEAD	1.10-1.16 (1.15 DRILL)	0.025 - 0.050	0.005 - 0.015	--	0.94 - 1.10
	IMMERSION TIN	1.10-1.16 (1.15 DRILL)	0.025 - 0.050	--	0.9 - 1.5um	0.94 - 1.10
	COPPER (SEE NOTE 8)	1.10-1.16 (1.15 DRILL)	0.025 - 0.050	--	--	0.94 - 1.10
SIGNAL	TIN-LEAD	0.93-0.99 (0.98 DRILL)	0.025 - 0.050	0.005 - 0.015	--	0.77 - 0.93
	IMMERSION TIN	0.93-0.99 (0.98 DRILL)	0.025 - 0.050	--	0.9 - 1.5um	0.77 - 0.93
	COPPER (SEE NOTE 8)	0.93-0.99 (0.98 DRILL)	0.025 - 0.050	--	--	0.77 - 0.93



TOP SURFACE
RECOMMENDED PCD LAYOUT



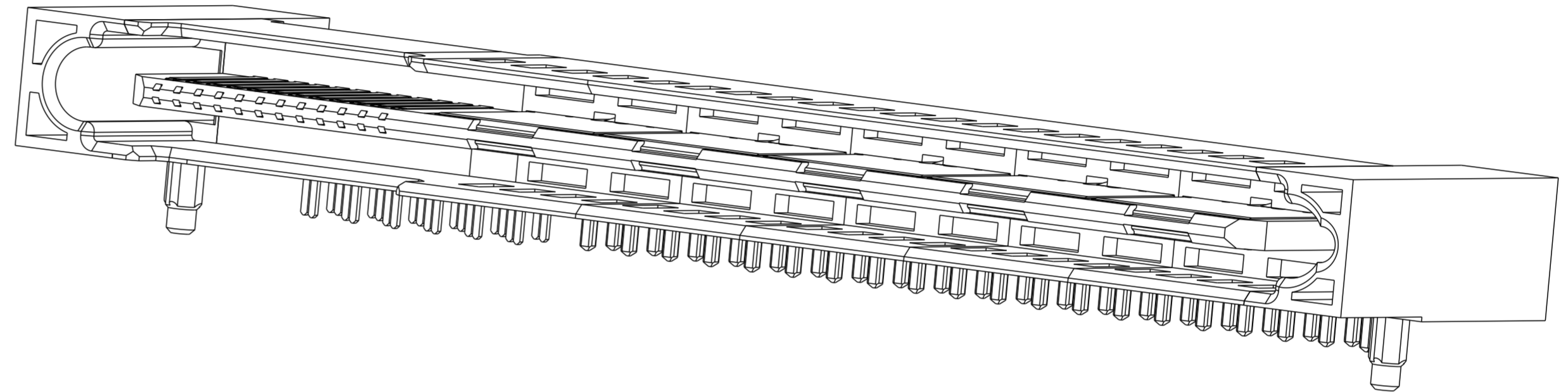
SEE TABLE 1, NOTE 9 TYP

⊕	∅0.10	M	Z	Y	X
⊕	∅0.10	M	Z		

spec ref	dr Daniel Xiao	2013/03/17	projection	MM	size A2	scale 4:1
tolerance std	eng Daniel Xiao	2014/02/27	chr -		ecn no -	
	appr Collins Lu	2014/02/27	product family		rel level	Released
surface	linear	0.X ±0.3	0.XX ±0.15	0.XXX ±0.05	angular	0° ±2°
			title HPCE BTB R/A HEADER HPCE BTB		dwg no 10124392	rev A
www.fci.com			cat. no.		Product - Customer Draw sheet 2 of 3	

PRELIMINARY

PART NUMBER (TABLE 2)				
PART NUMBER	TAIL TYPE	OPTIONAL PLASTIC PEG	DIM "A" TYPICAL TAIL LENGTH	RECOMMENDED BOARD THICKNESS
10124392-001LF	SOLDER TAIL	YES	2.60±0.25	1.57
10124392-002LF		NO		
10124392-003LF		YES	3.25±0.25	2.36
10124392-004LF		NO		



NOTES:

1. CONNECTOR MATERIALS:

HOUSING: HIGH TEMPERATURE THERMAL PLASTIC, BLACK
UL 94V-0 COMPLIANT
CONTACTS: HIGH PERFORMANCE COPPER ALLOY.

2. CONTACT FINISH REF. GS-12-1031 SECTION TBD

3. PRODUCT SPECIFICATION: GS-12-1125

4. APPLICATION SPECIFICATION: GS-20-0388

5. PRODUCT MARKING (FCI PART NUMBER & DATE CODE) ON HOUSING IN AREA SHOWN.

6. PACKAGING MEETS FCI SPECIFICATION GS-14-2272.

7. HOUSING COMPONENT WILL WITHSTAND EXPOSURE TO 260°C PEAK TEMPERATURE FOR 60 SECONDS IN A CONVECTION, INFRA-RED, OR VAPOR PHASE REFLOW OVEN.

8. COPPER PLATING THICKNESS IN CENTER OF VIA-HOLE CAN BE NO MORE THAN 0.003 LESS THAN OTHER AREAS.

9. ALL HOLE SIZES ARE FINISHED HOLE SIZES.

10. MOUNTING HOLES ARE UNPLATED
Ø 2.20±0.05 FOR SOLDER TAILS

spec ref	dr	Daniel Xiao	2013/03/17	projection	MM	size	A2	scale	4:1	
tolerance std	eng	Daniel Xiao	2014/02/27			ecn no	-	rel level		
TOLERANCES UNLESS OTHERWISE SPECIFIED		chr	-			Released				
surface	appr	Collins Lu	2014/02/27			product family	HPCE BTB R/A HEADER	cat. no.	10124392	rev
linear	0.X	±0.3	www.fci.com		Product - Customer Drw	sheet 3 of 3				
	0.XX	±0.15								
	0.XXX	±0.05								
angular	0°	±2°								