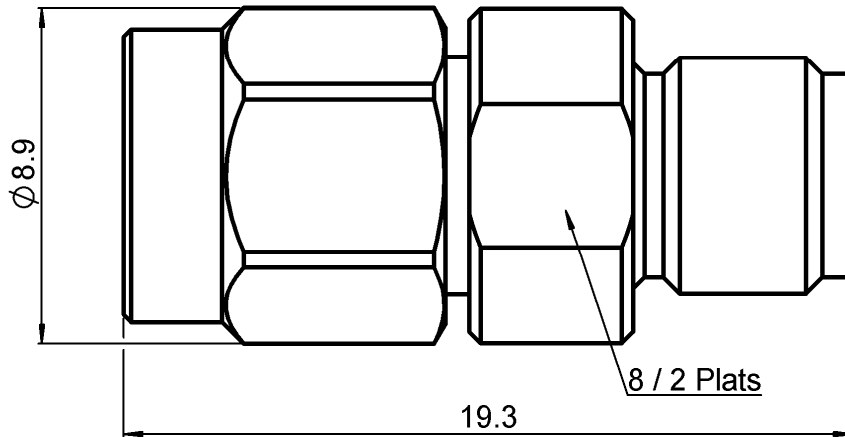
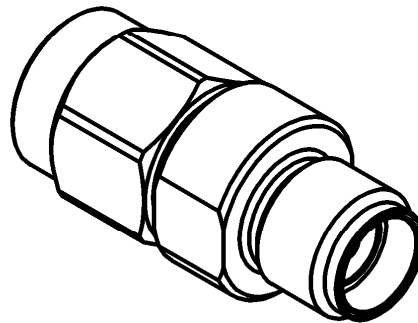


SMA ATTENUATOR
0 DB 18 GHZ 2W
R411.800.121

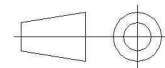
Series : ATTENUATOR



SCALE 1/1



All dimensions are in mm.



COMPONENTS	MATERIALS	PLATING(μm)
BODY	STAINLESS STEEL	
MALE CENTER CONTACT	BERYLLIUM COPPER	GOLD 0.4 OVER NICKEL 2
FEMALE CENTER CONTACT	BERYLLIUM COPPER	GOLD 0.4 OVER NICKEL 2
OUTER CONTACT		
INSULATOR	PTFE	
GASKET	SILICONE RUBBER	
SUBSTRATE		
RESISTOR		
OTHERS PARTS		

Issue : 0835 C

In the effort to improve our products, we reserve the right to make changes judged to be necessary.

RADIAL

SMA ATTENUATOR**0 DB 18 GHZ 2W****R411.800.121**

Series : ATTENUATOR

ELECTRICAL CHARACTERISTICS

Frequency (GHz)	DC - 4	4 - 8	8 - 12	12.4 - 18
V.S.W.R (\leq)	1.15	1.20	1.25	1.35
Deviation(\pm dB)	0.20	0.20	0.30	0.50

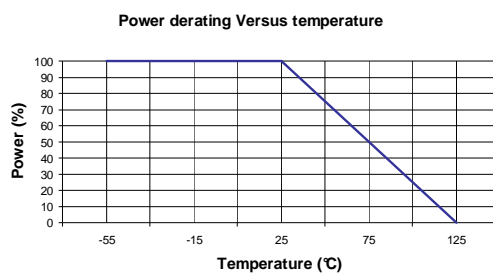
Operating Frequency Range	DC - 18	GHz
Impedance	50	Ω
Nominal Attenuation	0	dB
Peak power at 25°C (1 μ s, 1%)	100	W
Average power at 25°C	2	W (Free Air Cooled)
		W (Conduction Cooled)

MECHANICAL CHARACTERISTICS

Connectors	SMA	Male Female	MIL-C 39012
Weight	4,7570 g		

ENVIRONMENTAL CHARACTERISTICS

Operating temperature range	-55 / +125 °C
Storage temperature range	-55 / +125 °C

**SPECIFICATION****OTHER CHARACTERISTICS**

Issue : 0835 C

In the effort to improve our products, we reserve the right to make changes judged to be necessary.

RADIAL
