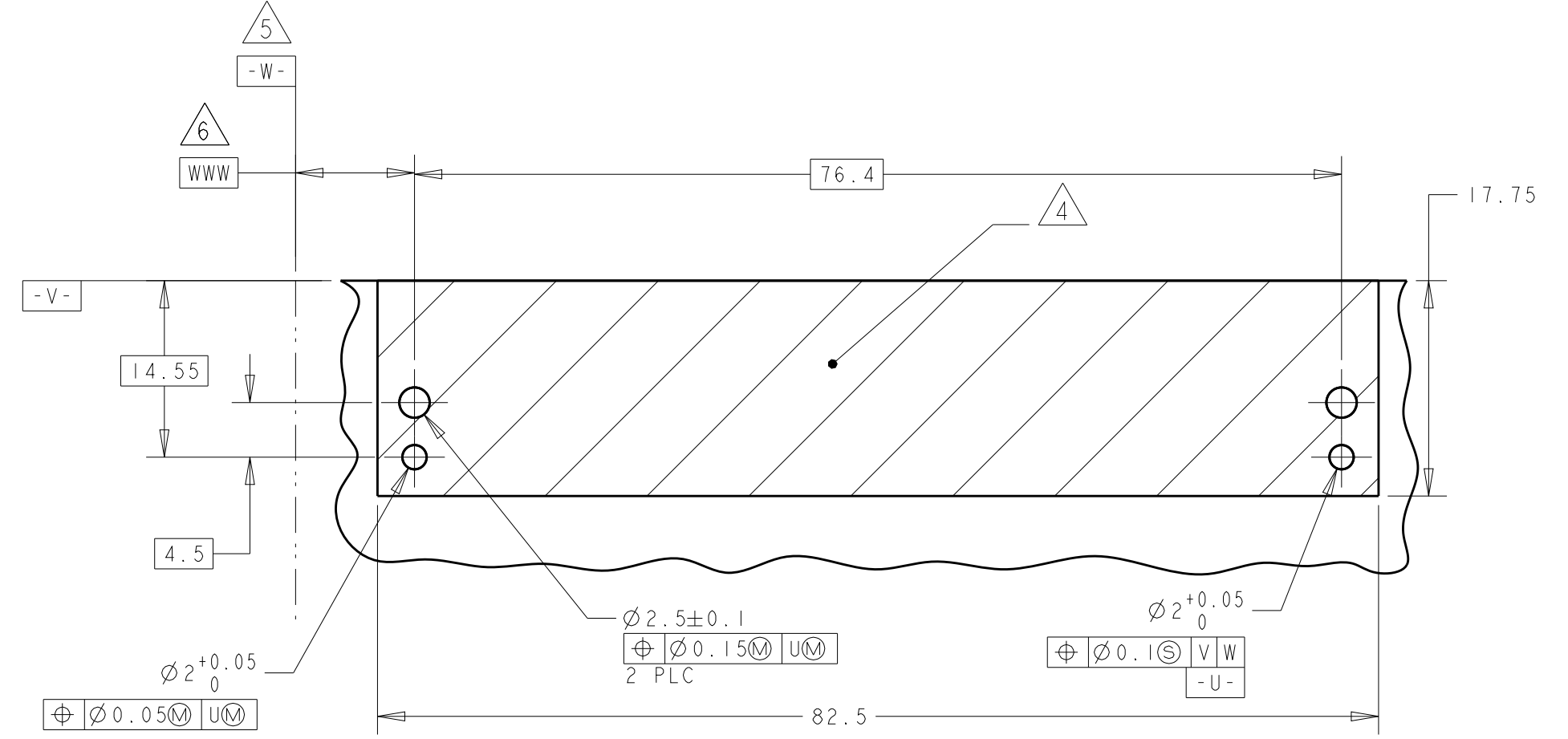
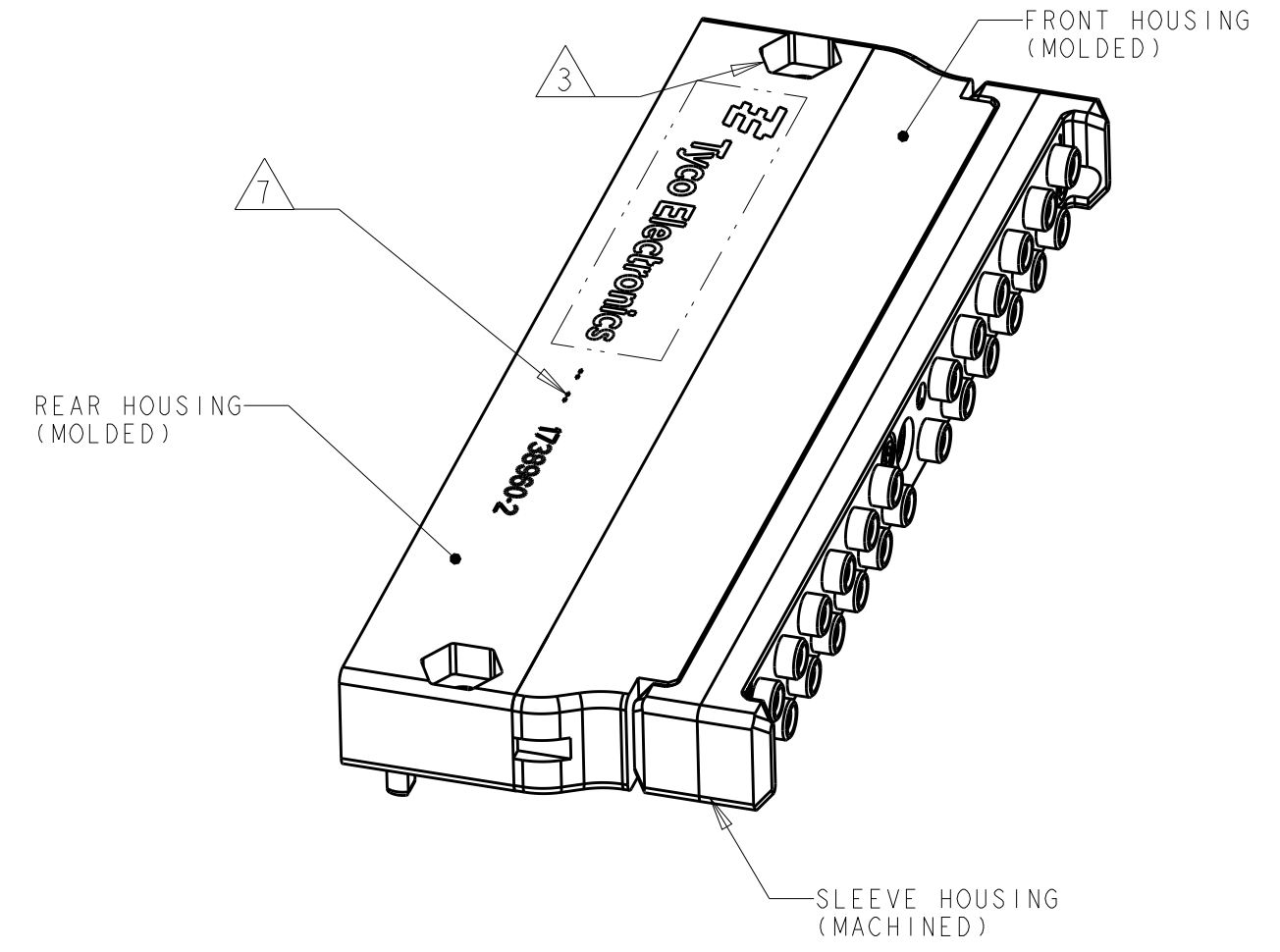
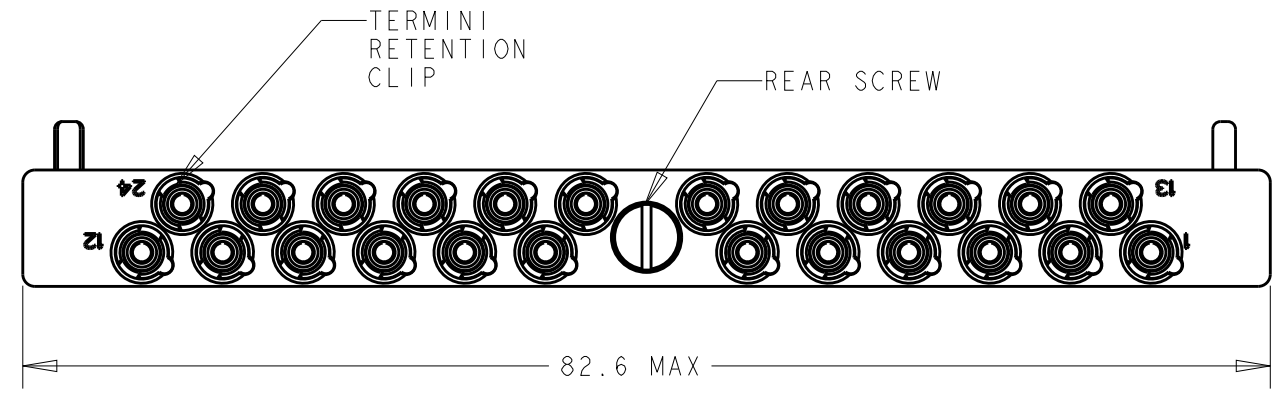
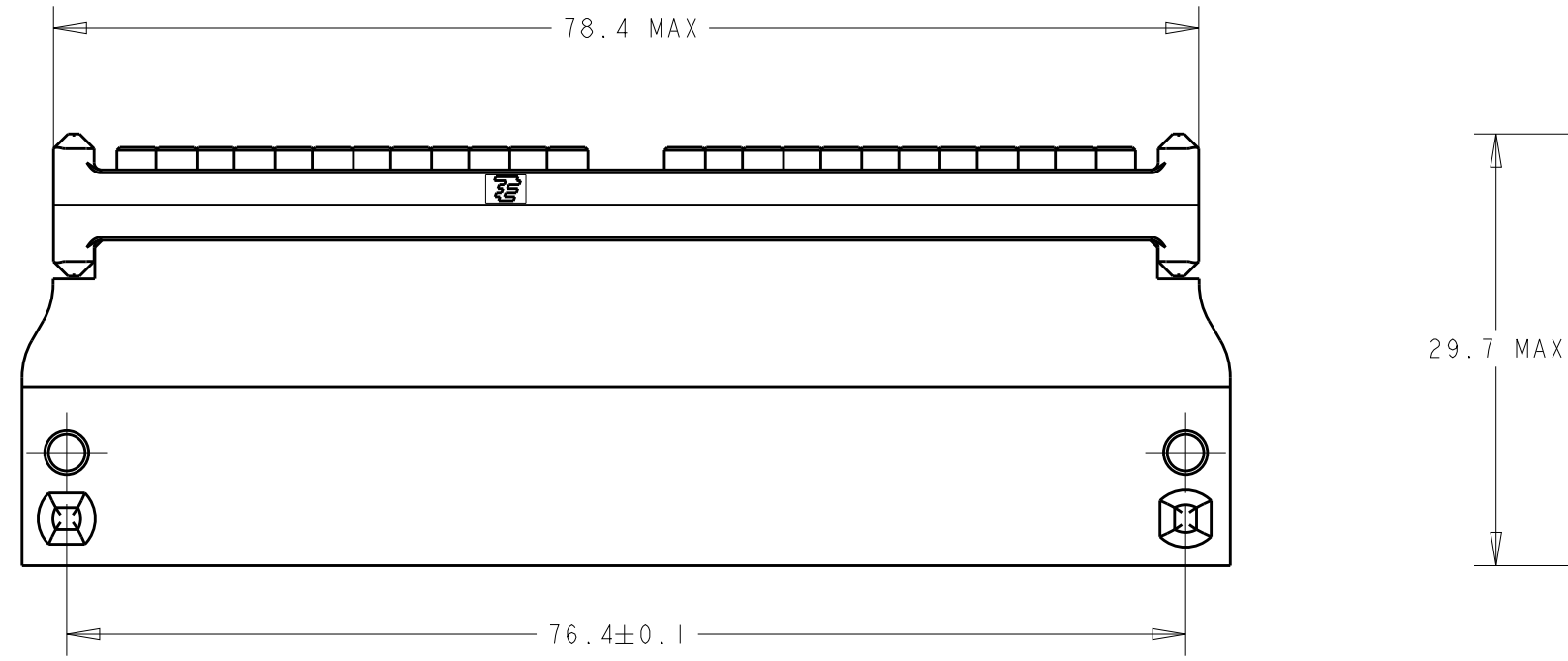
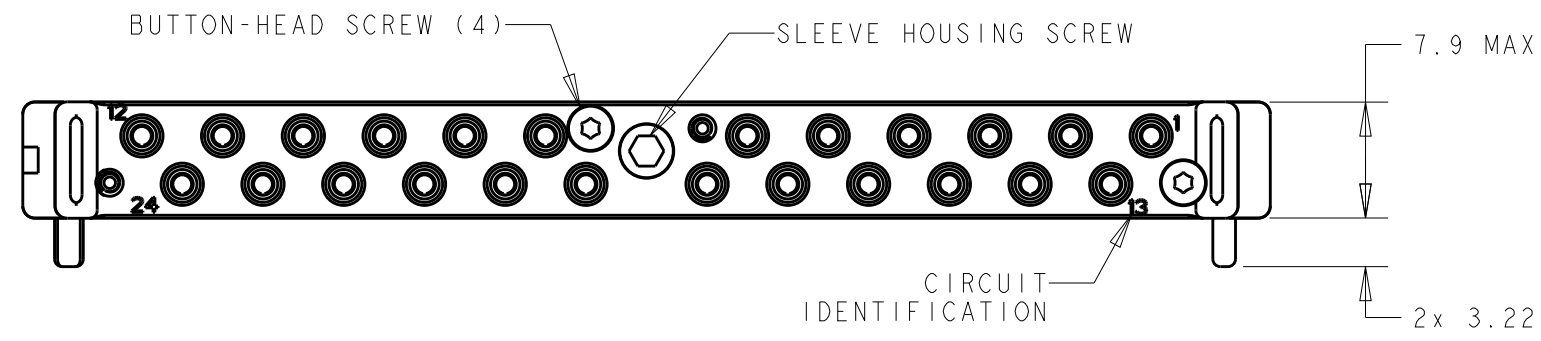


THIS DRAWING IS UNPUBLISHED. RELEASED FOR PUBLICATION 20  
 © COPYRIGHT 20 BY - ALL RIGHTS RESERVED.

REVISIONS					
P	LTR	DESCRIPTION	DATE	DWN	APVD
C		REV PER ECO 17-002345	2-22-17	CT	KH



RECOMMENDED PCB LAY-OUT 8 9

1 SLEEVE HOUSING: ALUMINUM ALLOY 6061, FRONT & REAR HOUSING: GLASS-FILLED LCP THERMOPLASTIC, UL 94 V-0 RATED, COLOR: NATURAL (BEIGE). TERMINI RETENTION CLIP: STAINLESS STEEL PER AISI 301. SLEEVE HOUSING SCREW & HOUSING NUT: STAINLESS STEEL PER AISI 303. REAR SCREW AND BUTTON-HEAD SCREW: STAINLESS STEEL. SLEEVES: ZIRCONIA

- 2 SLEEVE HOUSING: ANODIZED PER MIL-A-8625, COLOR: GOLD.
- 3 POCKETS FOR 4.76 [3/16 in] HEX NUT
- 4 AREA REQUIRED FOR CONNECTOR PLACEMENT.
- 5 DATUM ESTABLISHED BY CUSTOMER.
- 6 BASIC DIMENSION ESTABLISHED BY CUSTOMER.
- 7 DATE CODE: YEAR & WEEK (YY WW)

- 8 MISALIGNMENT ALLOWED BETWEEN THE MODULE CONNECTOR & THE CUTOUT FOR THE BACKPLANE CONNECTOR, TYCO PART NUMBER 1738965-1: 1mm MAX
- 9 ACCOMMODATES PC BOARD THICKNESS RANGE 1.47-3.05 mm.
- 10. RECOMMENDED TERMINI APPLICATION TOOLING:  
 INSTALLING TOOL: DANIELS MFG. CORP. P/N DAK83-16  
 REMOVAL TOOL: DANIELS MFG. CORP. P/N DRK83-16
- 11. THE SLEEVE HOLDER ASSEMBLY, 1954573-1, IS AVAILABLE SEPARATELY.
- 12. LuxCis® IS A REGISTERED TRADEMARK OF RADIALL SA.

1738960-2	1738960-1
SUPERCEDED BY: 1738960-2	
PART NUMBER	

THIS DRAWING IS A CONTROLLED DOCUMENT.		DWN	BH	09MAY2004	 TE Connectivity	
DIMENSIONS: mm		CHK	JPM	09MAY2004		
TOLERANCES UNLESS OTHERWISE SPECIFIED:		APVD	JPM	09MAY2004		
0 PLC ±0.1 1 PLC ±0.1 2 PLC ±0.1 3 PLC ± 4 PLC ± ANGLES ± FINISH ±		PRODUCT SPEC	108-2247			
MATERIAL		APPLICATION SPEC	114-13192		NAME	CONNECTOR, MODULE, 24 POSITION, FOR LuxCis OPTICAL TERMINI
 		WEIGHT	-		SIZE	A2
CUSTOMER DRAWING		SCALE	2:1		DRAWING NO	G-1738960
		SHEET	1 OF 1		RESTRICTED TO	-
		REV	C			