



Main

Range of product	OsiSense XU
Series name	Application packaging
Electronic sensor type	Photo-electric sensor
Product specific application	Detection of transparent object
Sensor name	XUBT
Sensor design	Cylindrical M18
Detection system	Reflex
Material	Plastic
Line of sight type	Axial
Supply circuit type	DC
Wiring technique	3-wire
Discrete output type	PNP
Discrete output function	1 NO or 1 NC programmable
Electrical connection	1 male connector M12, 4 pins
Emission	Coaxial polarised red reflex
[Sn] nominal sensing distance	0...4.59 ft (0...1.4 m) with reflector XUZ C50/C50HP

Complementary

Kit composition	Reflector XUZC50HP Sensor
Enclosure material	PBT
Lens material	PMMA
Beam angle	1.5 °
Blind zone	0 in (0 mm)
Spot diameter	1.46 in (37 mm)
Type of output signal	Discrete
Output type	Solid state
Status LED	1 LED (green) supply on 1 LED (red) stability 1 LED (yellow) output state
[Us] rated supply voltage	12...24 V DC with reverse polarity protection
Supply voltage limits	10...32 V DC
Switching capacity in mA	100 mA (overload and short-circuit protection)
Switching frequency	1000 Hz
Voltage drop	<= 1.5 V (closed state)
Current consumption	45 mA (no-load)
Delay first up	< 200 ms
Delay response	< 500 ms
Delay recovery	< 500 ms
Product weight	0.1 lb(US) (0.045 kg)

Environment

product certifications	CE CSA UL
ambient air temperature for operation	32...131 °F (0...55 °C)
ambient air temperature for storage	-40...158 °F (-40...70 °C)
vibration resistance	7 gn, amplitude = +/- 1 mm (f = 10...55 Hz) conforming to IEC 60068-2-6
shock resistance	30 gn (duration = 11 ms) conforming to IEC 60068-2-27

The information provided in this documentation contains general descriptions and/or technical characteristics of the products contained herein. This documentation is not intended as a substitute for and is not to be used for determining suitability or reliability of these products for specific user applications. It is the duty of any such user or integrator to perform the appropriate and complete risk analysis, evaluation and testing of the products with respect to the relevant specific application or use thereof. Neither Schneider Electric Industries SAS nor any of its affiliates or subsidiaries shall be responsible or liable for misuse of the information contained herein.

IP degree of protection

IP65 (double insulation) conforming to IEC 60529
IP67 (double insulation) conforming to IEC 60529
IP69K (double insulation) conforming to DIN 40050

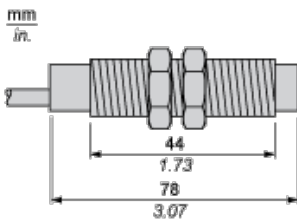
Offer Sustainability

Not Green Premium product	Not Green Premium product
Compliant - since 0724 - Schneider Electric declaration of conformity	Compliant - since 0724 - Schneider Electric declaration of conformity
Reference not containing SVHC above the threshold	Reference not containing SVHC above the threshold
WARNING: This product can expose you to chemicals including:	WARNING: This product can expose you to chemicals including:
Diisononyl phthalate (DINP), which is known to the State of California to cause cancer, and	Diisononyl phthalate (DINP), which is known to the State of California to cause cancer, and
Di-isodecyl phthalate (DIDP), which is known to the State of California to cause birth defects or other reproductive harm.	Di-isodecyl phthalate (DIDP), which is known to the State of California to cause birth defects or other reproductive harm.
For more information go to www.p65warnings.ca.gov	For more information go to www.p65warnings.ca.gov

Contractual warranty

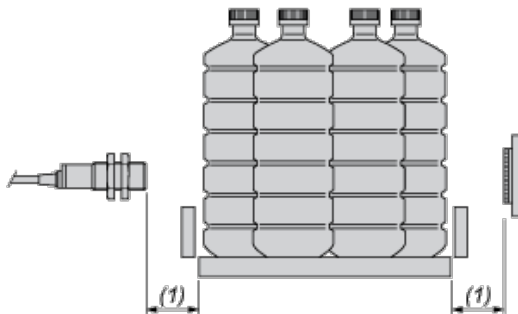
Warranty period	18 months
-----------------	-----------

Dimensions



Setting-up

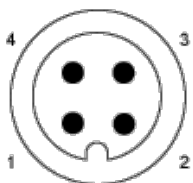
Recommended Distances and Application Restraints



(1) Blind zone : 0 m

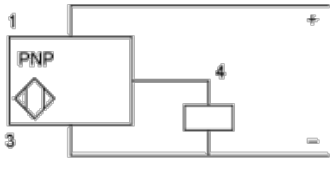
Wiring Schemes

M12 Connector



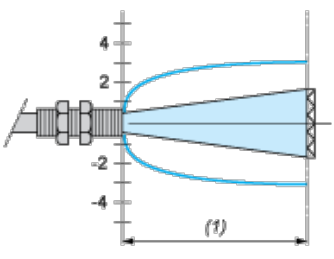
- 3 : (-)
- 1 : (+)
- 4 : OUT/Output
- 2 : Not connected

PNP



Detection Curves

Line of Sight Along Case Axis



$S_n \leq 1.4 \text{ m}$