

# DC axial fans

Automotive series W3G300, Ø 300mm



### Highlights:

- Control input: 0-10 VDC/PWM
- Load dump (58V)
- Over-voltage detection
- Over-temperature protected electronics
- Soft start, motor current limit, line undervoltage detection
- Over 85C with power derating
- Reverse polarity and locked rotor protection

**Material:** Impeller: PA plastic  
Electronic housing: PA plastic

**Mounting position:** Any

**Condensate discharge holes:** None, open rotor

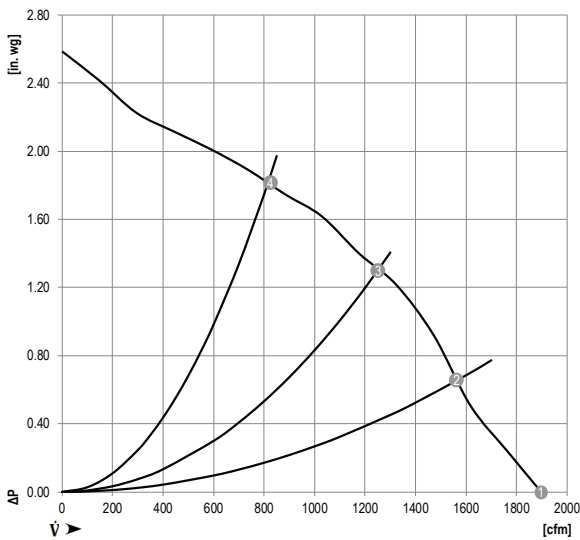
**Direction of rotation:** Clockwise, seen on rotor

### Nominal Data

Type	Motor	Air flow CFM	Voltage VDC	Voltage range VDC	Power input (1) Watts	Speed (1) RPM	Current draw (1) A	Temperature range (1) °C	Mass lbs	Sealed ball bearings	Direction of air flow (intake) rotor	Ingress protection rating (motor) IP 24 KM	Ingress protection rating (electronics) IP 6K 9K
W3G300-BV25-21	M3G084-BF	1897	26	16...32	380	3940	14.6	-40...85/110C	4.4	Yes	V	IP 24 KM	IP 6K 9K

(1) Nominal data at free air.

### Curves



Measurement: LU-141116

Air performance measured as per: ISO 5801, Installation category A, without protection against accidental contact.

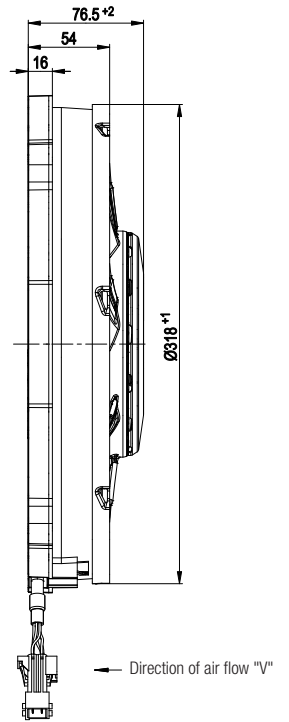
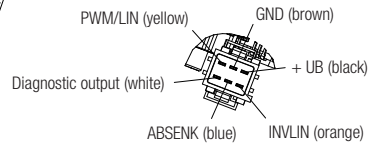
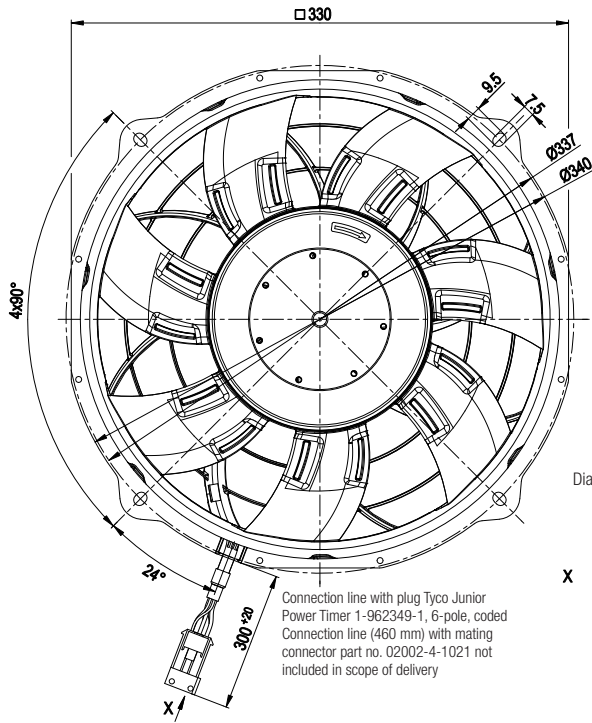
Suction-side noise levels:  $L_{pA}$  as per ISO 13347,  $L_{pA}$  measured at 1m distance to fan axis.

The values given are valid under the measuring conditions mentioned and may vary according to the actual installation situation.

With any deviation to the standard set-up, the specific values have to be checked and reviewed once installed or fitted.

For detailed information on the measuring set-up, please contact ebm-papst.

	n rpm	Pe W	I A	L <sub>pA</sub> dB(A)	L <sub>wA</sub> dB(A)
①	3940	380	14.6	79	87
②	3815	408	15.7	79	87
③	3715	462	17.7	78	85
④	3630	495	19.0	81	88



Connection screen

