

# Data Sheet

## LL01CT-ALNxxR49



Xlamp CXA1512



### ■ Features & Typical Applications

- High efficiency
- Available with 2 beam angles
- Optimized for uniform effect
- Architectural Lighting
- Downlight

### ■ Table of Contents

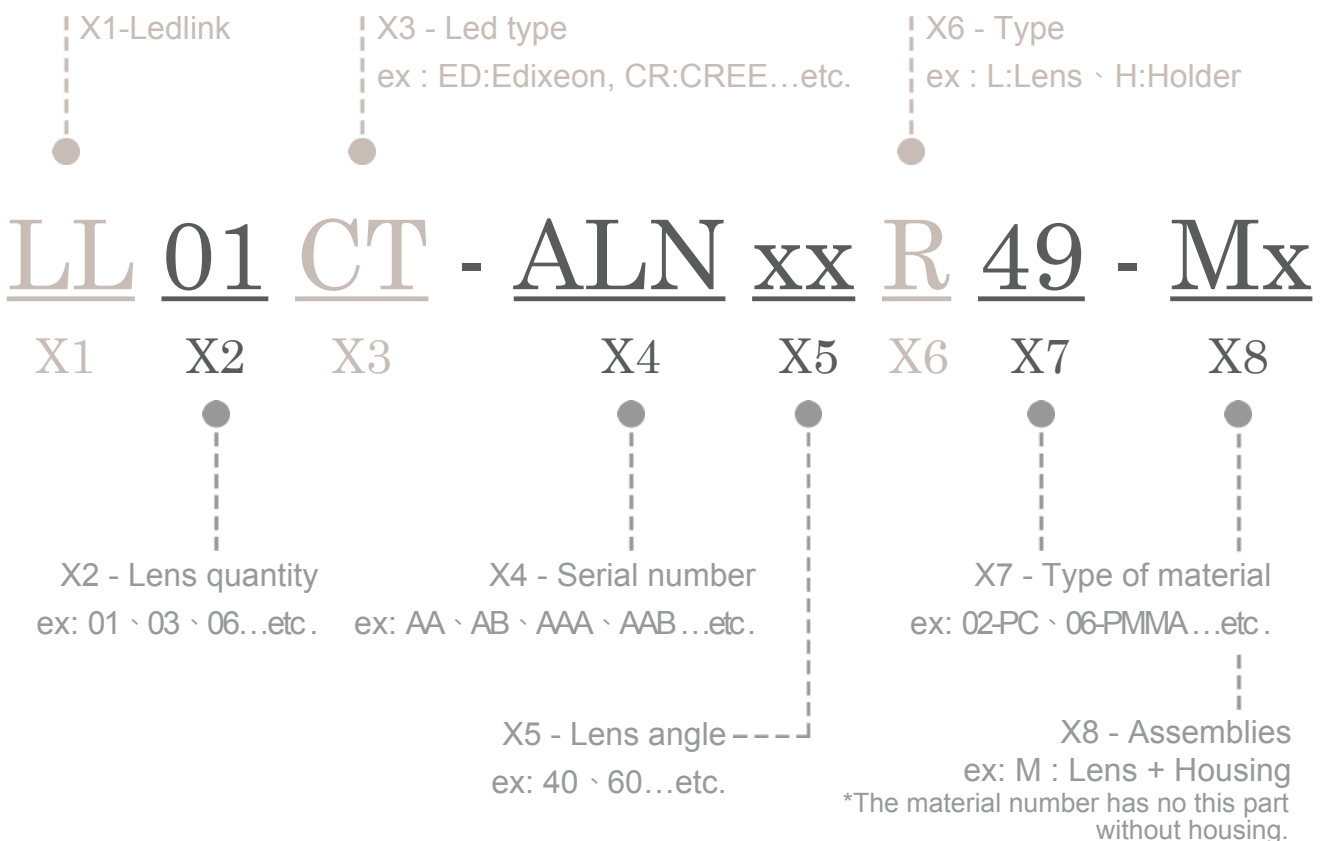
General Information & Product Nomenclature.....	P.2
Optical Specifications .....	P.3
Mechanical Specifications .....	P.4

# LL01CT-ALNxxR49

## General Information

- Reflector Material used high reflex performance aluminum
- Product surface anodized
- Operating Temperature range -40°C~+110°C(upper limit +120°C)
- Storage Temperature range -40°C~+110°C(upper limit +120°C)
- Usage and Maintenance:
  1. If necessary, clean reflectors with mild soap, water and soft cloth.
  2. Never use any commercial cleaning solvents on reflectors, like alcohol.
  3. Please handle or install reflectors with wearing gloves, skin oils may damage reflector or its optical characteristic.

## Product Nomenclature




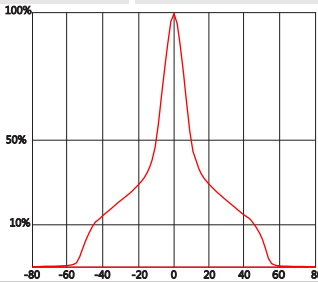
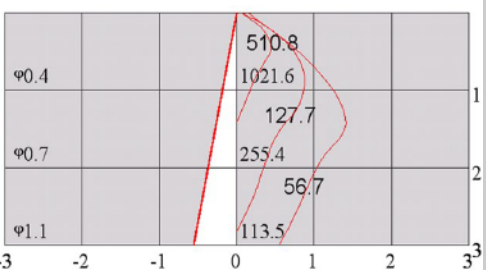

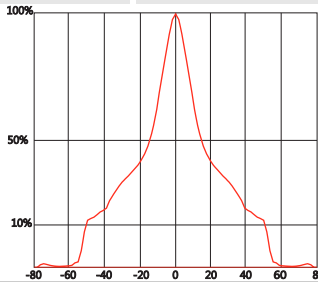
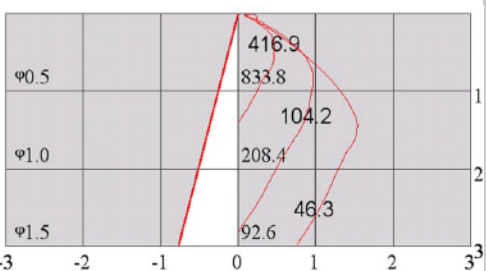
# LL01CT-ALNxxR49

## Optical Specifications



Xlamp CXA1512

Note: (1) All the results of analysis are based on 0 degrees of elevation.  
 (2) Tolerance:  $\pm 10\%$ .  
 (3) Led Luminous Flux(lm): 861( $\pm 5\%$ ).

Part Number	FWHM	Field Angle*	cd / lm	IES File
LL01CT-ALN38R49	22°	113°	1.2	<a href="#">Download</a>
				
Beam Pattern	Light Distribution Curve		Illuminance Distribution	
Part Number	FWHM	Field Angle*	cd / lm	IES File
LL01CT-ALN45R49	33°	118°	1.0	<a href="#">Download</a>
				
Beam Pattern	Light Distribution Curve		Illuminance Distribution	

\*The Field Angle is the angle between the two directions opposed to each other over the beam axis for which the luminous intensity is 10% that of the maximum luminous intensity.  
 \*This testing result is obtained through testing the popular rank LED samples which provided by the original manufacturer. Hence, the testing results would be varied as the users choose same LED model but different rank.

# LL01CT-ALNxxR49

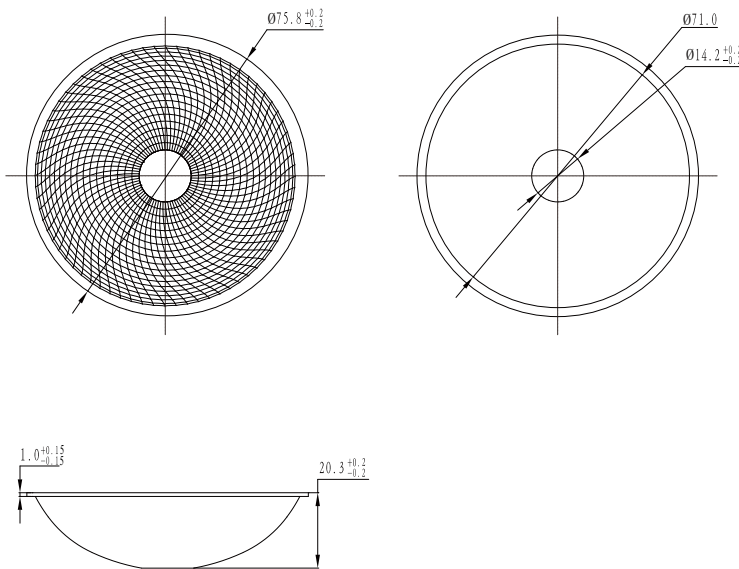
## Mechanical Specification

### 1. Fixing method

- Glue     
  Screw     
  Tape     
  Fixing-ring     
  Frame

Note: (1) All dimensions are in mm.  
 (2) All measurements are  $\pm 0.15$  mm unless otherwise indicated.

### 2. Lens dimensions




### 3. Lens + Leds + MCPCB assembly instruction



### 4. Lens assembly dimensions

### 5. View assembly lens with MCPCB:



\*There's a gap between the reflector and LED, and our recommendation for the gap should be larger than 3mm.