



TRG70 SERIES 70W SWITCHING ADAPTER



Features

- * Universal Input Range: 90-264VAC
- * Meets EN55022 Class B and CISPR/FCC Class B
- * Continuous Short Circuit Protection
- * Over Voltage Protection
- * Meet CEC & ErP Level V
(Output Cable Length \leq 1800mm)
(TRG70A120: Output Cable Length \leq 720mm 16AWG)
(TRG70A150: Output Cable Length \leq 1220mm 16AWG)

Ordering information

TRG70AXX- XX		X	XX
Model No.	DC Plug Type	OVP	DC Cable Length and Type
		E: WITH OVP	01: 720mm
			02: 1220mm
			03: 1800mm
			11: 720mm with Ferrite Core
			12: 1220mm with Ferrite Core
			13: 1800mm with Ferrite Core
			*18AWG/UL1185



MODEL	OUTPUT VOLTAGE	MIN. LOAD	OUTPUT CURRENT	RIPPLE & NOISE	VOLTAGE SETPOINT	LINE REGULATION	LOAD REGULATION	%EFF. (Typ.)
TRG70A120	12V	0A	5.5A	1%	$\pm 2\%$	$\pm 1\%$	$\pm 5\%$	85%
TRG70A150	15V	0A	4.6A	1%	$\pm 2\%$	$\pm 1\%$	$\pm 3\%$	85%
TRG70A180	18V	0A	3.9A	1%	$\pm 2\%$	$\pm 1\%$	$\pm 2\%$	85%
TRG70A190	19V	0A	3.7A	1%	$\pm 2\%$	$\pm 1\%$	$\pm 2\%$	85%
TRG70A240	24V	0A	3.0A	1%	$\pm 2\%$	$\pm 1\%$	$\pm 2\%$	86%
TRG70A480	48V	0A	1.5A	1%	$\pm 2\%$	$\pm 1\%$	$\pm 2\%$	87%

Specifications

INPUT SPECIFICATIONS:

Voltage	90~264Vac
Frequency	50 to 60Hz
Inrush Current	80A max. @240Vac
Conducted EMI	CISPR/FCC Class B
Leakage Current	3.5mA max.

OUTPUT SPECIFICATIONS:

Holdup Time	8ms typ. @115Vac
Short Circuit Protection	Continuous
Over Voltage Protection	Yes
Temperature Coefficient	±0.05%/°C

GENERAL SPECIFICATIONS:

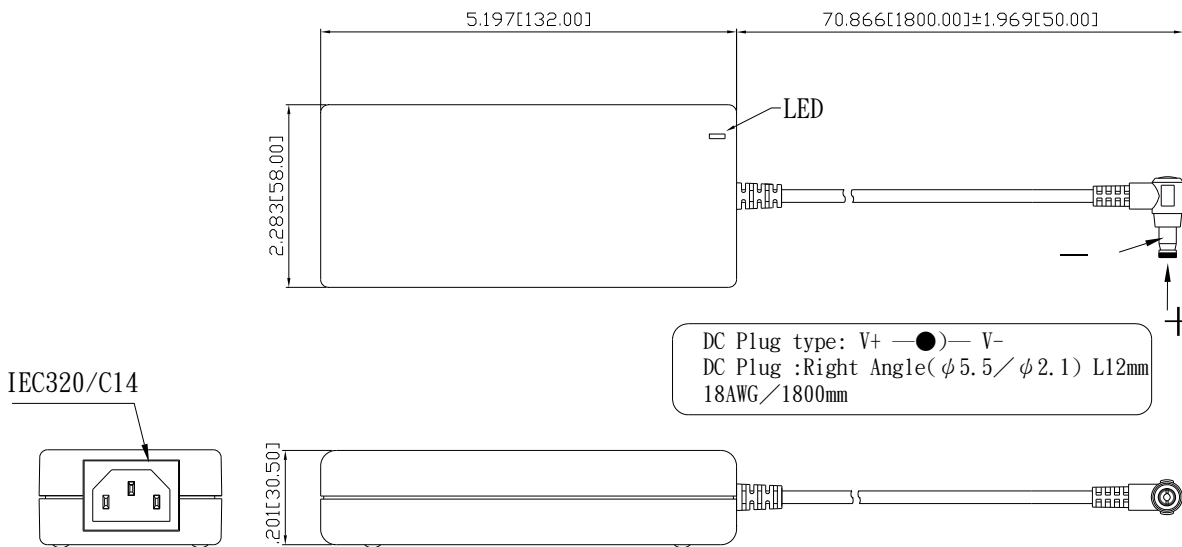
Isolation	Input to output = 4,242VDC
Operating Temperature	0 ~ 60°C (see derating curve)
Storage Temperature	-20~85°C
Humidity	93% RH max. Non condensing
Cooling	Natural Convection
Switching Frequency	60KHz Typical
MTBF	MIL-HDBK-217F, GB, at 25°C/115VAC 200K hrs min.
Altitude	2000m
Dimensions	5.197x2.283x1.201 inches (132.00x58.00x30.50 mm)
Weight	345g(0.76 Pounds)
AC Inlet	IEC320/C14

SAFETY AND EMC:

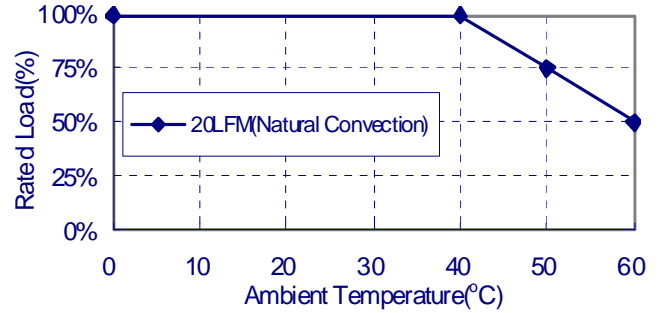
Emission and Immunity	EN55022 Class B, FCC Part 15 Class B EN61000-6-3, EN61000-3-2, EN61000-3-3 EN55024, EN61204-3, EN61000-6-1
Safety	IEC60950-1, EN60950-1, UL60950-1

Mechanical Specification

All Dimensions are in inches(mm)
Tolerance: Inches: X.XXX±0.02
Millimeters: X.XX±0.5

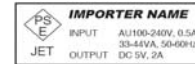


TRG70 Series Derating Curve



NOTE:

- Voltage setpoint at 60% full load
- Add a 0.1uF ceramic capacitor and a 10uF E.L. capacitor to output for Ripple & Noise measurement @20MHz BW.
- Line regulation measured from 100Vac to 240Vac with full load.
- Load regulation measured from 60% to 100% full load and from 60% to 20% full load (60% +/- 40% full load)
- "Various TR Series adapters are PSE certified. PSE certification alone is not sufficient for importation into Japan. A valid PSE mark must contain the name of the importer as shown in the example below. If PSE mark is required, the name of the registered importer must be supplied to Cincon on order placement. Product labels will not contain PSE mark if importer name is not supplied. Consult factory or local representative for details"



Typical at 25°C, nominal line and 75% load, unless otherwise Specified