THIS DRAWING IS UNPUBLISHED. RELEASED FOR PUBLICATION -,- .
© COPYRIGHT - By - ALL RIGHTS RESERVED.

LOC	DIST
AR	39

REVISIONS

P	LTR	DESCRIPTION	DATE	DWN	APVD
	V2	REVISED PER ECO-11-004835	11MAR11	RK	HMR

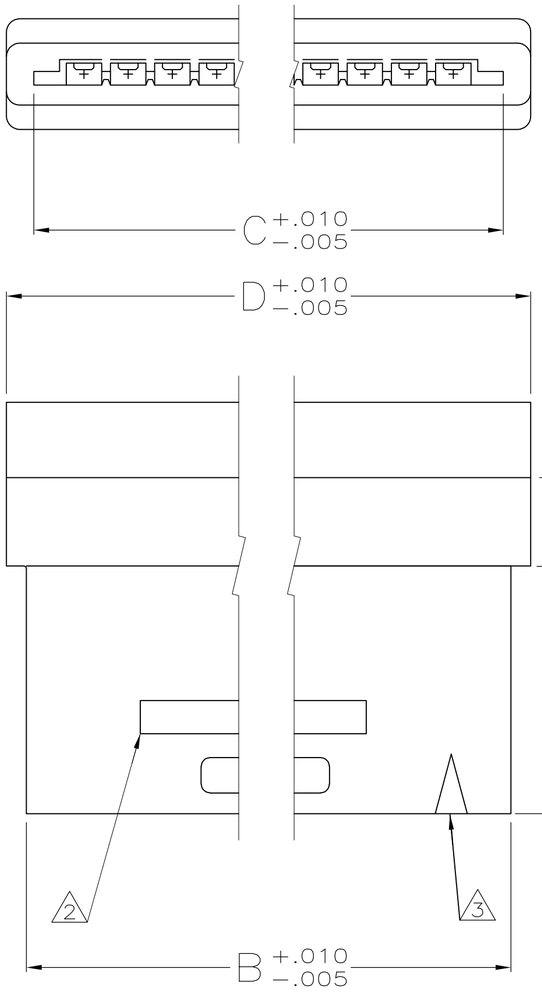

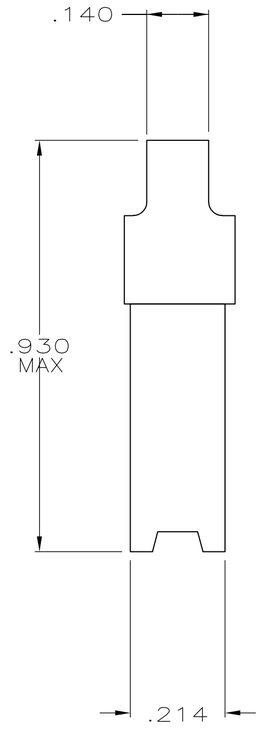

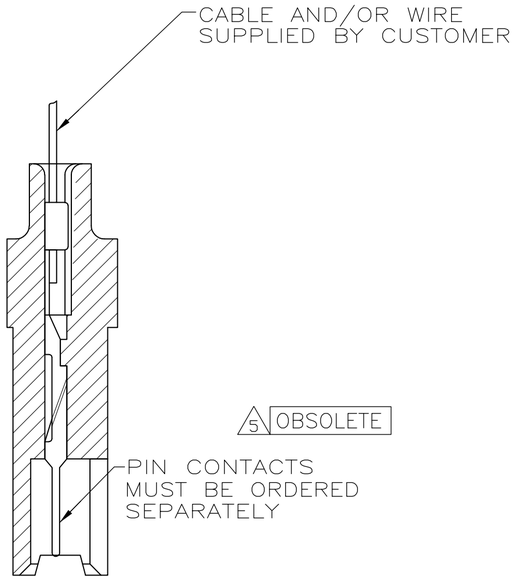

CRIMPED CONTACT SHOWN FOR REFERENCE ONLY

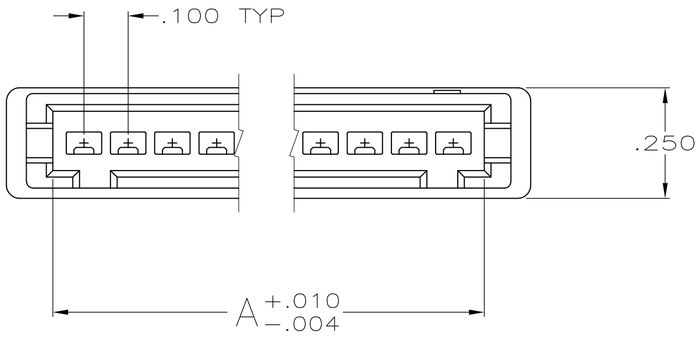

	D	C	B	A	NO. OF POSN.	PART NUMBER
	3.750	3.626	3.660	3.540	35	4 3-485893-3
	3.650	3.526	3.560	3.440	34	4 3-485893-2
	3.550	3.426	3.460	3.340	33	4 3-485893-1
	3.450	3.326	3.360	3.240	32	4 3-485893-0
	3.350	3.226	3.260	3.140	31	4 2-485893-9
	3.250	3.126	3.160	3.040	30	4 2-485893-8
	3.150	3.026	3.060	2.940	29	4 2-485893-7
	3.050	2.926	2.960	2.840	28	4 2-485893-6
	2.950	2.826	2.860	2.740	27	4 2-485893-5
	2.850	2.726	2.760	2.640	26	4 2-485893-4
	2.750	2.626	2.660	2.540	25	~~2-485893-3~~
	2.650	2.526	2.560	2.440	24	4 2-485893-2
	2.550	2.426	2.460	2.340	23	4 2-485893-1
	2.450	2.326	2.360	2.240	22	4 2-485893-0
	2.350	2.226	2.260	1.140	21	4 1-485893-9
	2.250	2.126	2.160	2.040	20	1-485893-8
	2.150	2.026	2.060	1.940	19	4 1-485893-7
	2.050	1.926	1.960	1.840	18	1-485893-6
	1.950	1.826	1.860	1.740	17	4 1-485893-5
	1.850	1.726	1.760	1.640	16	1.485893-4
	1.750	1.626	1.660	1.540	15	1-485893-3
	1.650	1.526	1.560	1.440	14	1-485893-2
	1.550	1.426	1.460	1.340	13	1-485893-1
	1.450	1.326	1.360	1.240	12	1-485893-0
	1.350	1.226	1.260	1.140	11	485893-9
	1.250	1.126	1.160	1.040	10	485893-8
	1.150	1.026	1.060	.940	9	485893-7
	1.050	.926	.960	.840	8	485893-6
	.950	.826	.860	.740	7	485893-5
	.850	.726	.760	.640	6	485893-4
	.750	.626	.660	.540	5	485893-3
	.650	.526	.560	.440	4	485893-2
SUPERSEDED BY 494032-2	.550	.426	.460	.340	3	485893-1

1. HOUSING WILL ACCOMMODATE FLEXIBLE FLAT CONDUCTOR CABLE .050 OR .062 WIDE CONDUCTORS ON .100 CENTERS AND/OR #32-22 AWG WIRE WITH INSULATION RANGE .025-.056 DIAMETER.

2 AMP TRADEMARK MOLDED IN THIS AREA

3 INDICATES FIRST POSITION

4 OBSOLETE PART NUMBER

5 OBSOLETE PARTS: OBSOLETE CIS STREAMLINING PER D.RENAUD/D.SINISI

THIS DRAWING IS A CONTROLLED DOCUMENT.

DIMENSIONS: INCHES

TOLERANCES UNLESS OTHERWISE SPECIFIED:
0 PLC ± -
1 PLC ± -
2 PLC ± -
3 PLC ± .010
4 PLC ± -
ANGLES ± -

MATERIAL: THERMOPLASTIC COLOR: BLACK

FINISH: -

DWN KATE HELM 11/03/88
CHK D.ROCKER 3-6-89
APVD G.D.MILLER 3-6-89
PRODUCT SPEC —
APPLICATION SPEC —
WEIGHT —

TE Connectivity

NAME: HOUSING,PIN,W/DETENT SLOTS, .100 , FFC

SIZE	CAGE CODE	DRAWING NO	RESTRICTED TO
A2	00779	C-485893	—

CUSTOMER DRAWING | SCALE 4:1 | SHEET 1 OF 1 | REV V2

1471-9 (3/11)