

# Attenuators

## Type N

### DC - 18 GHz Precision Performance

**Frequency:** DC - 18.0 GHz, DC - 12.4, and DC - 8.0 units available

**Attenuation Values:** 1 - 60 dB as noted

**Attenuation Accuracy:**

1 - 6 dB	± 0.3 dB
7 - 20 dB	± 0.5 dB
21 - 40 dB	± 0.7 dB
41 - 60 dB	± 1.5 dB

**Impedance:** 50 Ohms

**VSWR:**  $1.07 + 0.015 f$  (GHz) max

**Power:** 2 Watts average @ +25 °C derated linearly to 0.5 Watts @ +125 °C

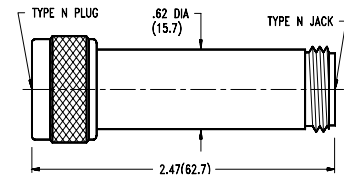
**Peak Power:** 200 Watts

**Operating Temperature Range:** -54 °C to +125 °C

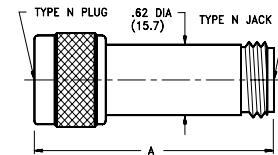
**Finish:** Stainless Steel



DC - 18.0 GHz	389 Series	Model Number
<b>Type N Precision - Low VSWR</b>		
<b>ATT-0389-XX-NNN-02</b>		
Attenuation Value = XX, Select 3, 6, 10, or 20 dB		VSWR: 1.12 @ DC-4 GHz 1.15 @ 4 - 8 GHz 1.20 @ 8 - 18 GHz
Calibration Data Supplied		

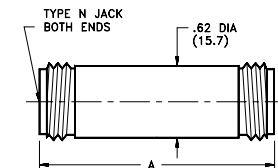


DC - 18.0 GHz	219 Series	Model Number
Male/Female	Female / Female	Male / Male
ATT-0219-XX-NNN-02	ATT-219F-XX-NNN-02	ATT-219M-XX-NNN-02
Attenuation Value= XX, Select 1 thru 60 dB in 1 dB Increments		



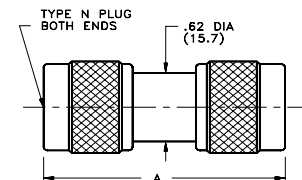
Attenuation Value	Length A
1 - 20 dB	1.77 (45.0)
21 - 60 dB	2.05 (52.1)

DC - 12.4 GHz	218 Series	Model Number
Male/Female	Female / Female	Male / Male
ATT-0218-XX-NNN-02	ATT-218F-XX-NNN-02	ATT-218M-XX-NNN-02
Attenuation Value= XX, Select 1 thru 60 dB in 1 dB Increments		



Attenuation Value	Length A
1 - 20 dB	1.74 (44.2)
21 - 60 dB	2.02 (51.3)

DC - 8.0 GHz	217 Series	Model Number
Male/Female	Female / Female	Male / Male
ATT-0217-XX-NNN-02	ATT-217F-XX-NNN-02	ATT-217M-XX-NNN-02
Attenuation Value= XX, Select 1 thru 60 dB in 1 dB Increments		



Attenuation Value	Length A
1 - 20 dB	1.56 (39.6)
21 - 60 dB	1.84 (47.0)

Note: U.S. Patent No. 3,824,506 and 4,011,531 applies to 217, 218, and 219 series Attenuators.

# Mouser Electronics

Authorized Distributor

Click to View Pricing, Inventory, Delivery & Lifecycle Information:

[Cinch Connectivity Solutions:](#)

[ATT-0389-20-NNN-02](#)