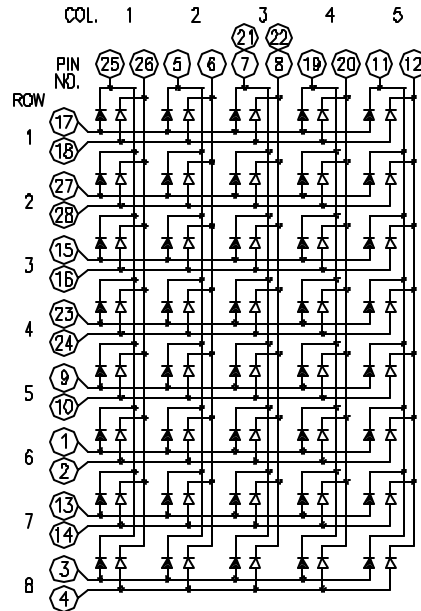
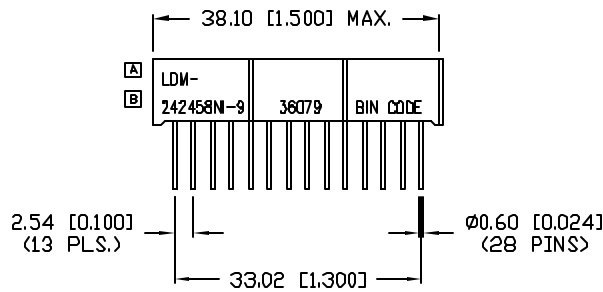
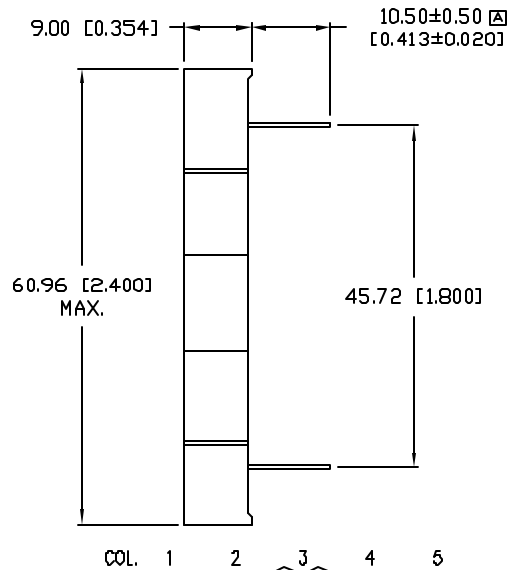
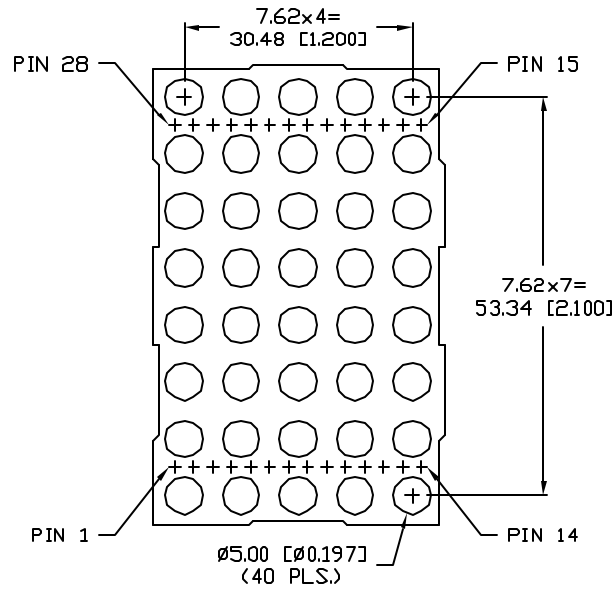


UNCONTROLLED DOCUMENT



- NOTES:
- PARTS TO BE SUPPLIED WITH LUMEX PART NUMBER AND BIN CODE.
 - PARTS TO BE SUPPLIED WITH CUSTOMER PART NUMBER 36079.
 - PARTS TO SUPPLIED IN TUBES WITH TUBES CONTAINING THE SAME BRIGHTNESS BIN CODES.

*UNLESS OTHERWISE SPECIFIED TOLERANCES PER DECIMAL PRECISION ARE: X=±1 (±0.038), XX=±0.5 (±0.020), XXX=±0.25 (±0.010), XXXX=±0.127 (±0.005). LEAD SIZE=±0.05 (±0.002), LEAD LENGTH=±0.75 (±0.030), MIN.=^{+0.00}/_{-0.00} MAX.=^{+0.00}/_{-0.00}

PART NUMBER
LDM-242458NI-9

REV.
C

A	E.C.N. #10573.	12.14.99
B	E.C.N. #10BRDR & 10903.	9.05.02
C	E.C.N. #10963.	3.7.03

ELECTRO-OPTICAL CHARACTERISTICS TA=25°C If=10mA

PARAMETER	MIN	TYP	MAX	UNITS	TEST COND
PEAK WAVELENGTH	567 (G)	635 (RED)	576 (G)	nm	
FORWARD VOLTAGE (R/G)	2.0/2.2	2.5/2.6		Vf	
REVERSE VOLTAGE	5.0			Vr	If=100µA
AXIAL INTENSITY (R)	10,400		22,800	µcd	If=10mA
EMITTED COLOR:	RED/GREEN				
FACE COLOR:	GRAY				
SEGMENT COLOR:	MILKY WHITE DIFFUSED				

RED BIN CODE

P	R	S
10,400~	13,500~	17,500~
13,499	17,499	22,799

GREEN BIN CODE

31	33	35	37	39
567~	569~	571~	573~	575~
568	570	572	574	576

LIMITS OF SAFE OPERATION AT 25°C PER CHIP

PARAMETER	COLORS	MAX	UNITS
PEAK FORWARD CURRENT*		150	mA
STEADY CURRENT	(R/G)	30/25	mA
POWER DISSIPATION		105	mW
DERATE FROM 25°C		-1.2	mW/°C
OPERATING, STORAGE TEMP.		-20 TO +85	°C
SOLDERING TEMP.		+260	°C
2.0mm FROM BODY			3 SEC. MAX

* t<10µS

→ RED CHIPS
← GREEN CHIPS
COLUMN CATHODE

UNCONTROLLED DOCUMENT

REV.
C

PART NUMBER
LDM-242458NI-9

CONFIDENTIAL INFORMATION
THE INFORMATION CONTAINED IN THIS DOCUMENT IS THE PROPERTY OF LUMEX INC. EXCEPT AS SPECIFICALLY AUTHORIZED IN WRITING BY LUMEX INC, THE HOLDER OF THIS DOCUMENT SHALL KEEP ALL INFORMATION CONTAINED HEREIN CONFIDENTIAL AND SHALL PROTECT SAME IN WHOLE OR IN PART FROM DISCLOSURE AND DISSEMINATION TO ALL THIRD PARTIES.



290 E. HELEN ROAD
PALATINE, IL 60067-6976
PHONE: +1.847.359.2790
US WEB: www.lumex.com
TW WEB: www.lumex.com.tw

2.4" TALL, 5 x 8 DOT MATRIX DISPLAY, COLUMN CATHODE,
635nm RED AND 565nm GREEN CHIPS,
GRAY FACE, MILKY WHITE SEGMENTS.

RELIABILITY NOTE
OUR MANY YEARS OF EXPERIENCE DATA ACCUMULATION INDICATE THAT SOLDER HEAT IS A MAJOR CAUSE OF EARLY AND FUTURE FAILURE. PLEASE PAY ATTENTION TO YOUR SOLDERING PROCESS.

DRAWN BY: GB	CHECKED BY:	APPROVED BY:	DATE: 9.05.02
			PAGE: 1 OF 1
			SCALE: N/A