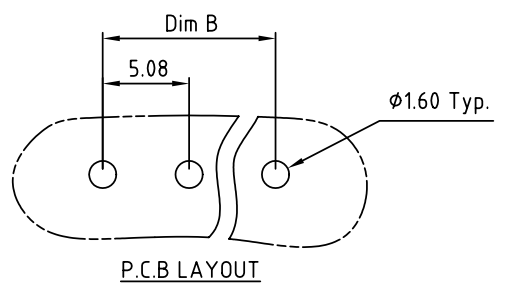
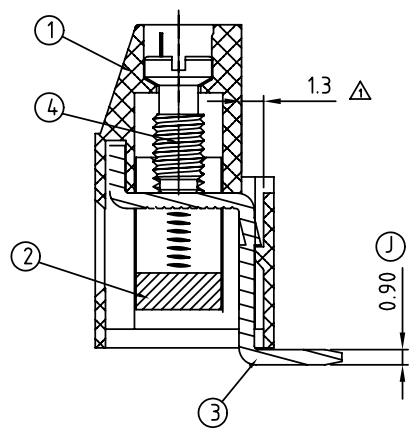
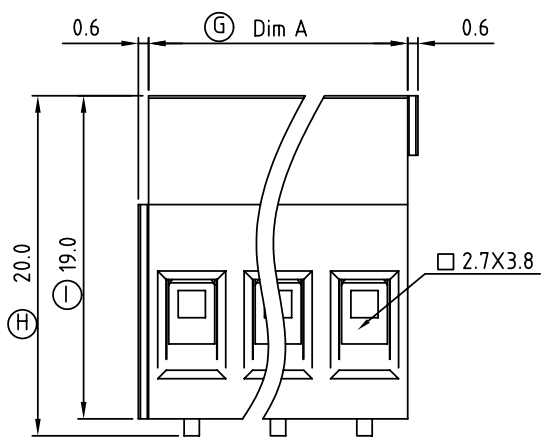


DIMENSION

Dim A	NX5.08
Dim B	(N-1)X5.08

Poles	Tolerance
2p-6p	±0.15
7p-12p	±0.25
13p-18p	±0.35
19p-24p	±0.40



SIGN	DATE	DESCRIPTION	APPROVER
△	3/22'06	Hole size changed from 0.5mm to 1.3mm	Tony
△	01/12 07	Soldering temperature changed from 245° to 250°	Tason
△	01/12 07	Part NO is Changed	Tason
△	6/04'08	Operating temperature is Changed	Marvin
△	6/04'08	Body type is Changed	Marvin
△	11/09'10	Add is " VDE "	Aaron

THIS IS CAD DRAWING, DO NOT REVISE MANUALLY!!!

Material:

- Item 1 Terminal housing:Thermoplastic (UL 94V-0)
- Item 2 Clamp: Brass Ni plated
- Item 3 Wire guard solder pin: Copper, Tin plated
- Item 4 Terminal screw: Steel Zinc plating"- "slot type

- △ Electrical cULus / VDE
- Voltage rating : 300VAC / 450V
 - Current rating : 20A / 24A
 - Wire range : 0.2-2.5mm²
 - Solid wire(AWG) : 12-30
 - Stranded wire(AWG) : 12-30
 - Torque : 3.5 Lb-In / 0.5 N.m
 - Screw: M3
 - Wire strip length: 6-7mm
 - Withstanding Voltage: 1.6KV / 2.5KV
 - △ ● Operating temperature: -40°C to +115°C
 - △ ● Soldering temperature: 250°C±10°C/5 Sec
 - Safety Approval:

VJ xx 21 x 0 xxxx G

			RoHS Pb<40,000ppm
No. of poles end stackable design	0 Black (RAL9005)	0000:"@ "Logo (Standard)	
02 2 CONTACTS	2 Red (RAL3001/D)	000A:"ANYTEK"Logo	
03 3 CONTACTS	3 Orange(RAL2011/P)	Any special item by customer request,	
...	4 Yellow(RAL1018/A)	please contact sales department.	
24 24 CONTACTS	5 Green(RAL6018/T)		
	6 Blue (RAL5015/A)		
	8 Grey(RAL7035/D)		

ANYTEK				CUSTOMER COPY			
ALL RIGHTS RESERVED. REPRODUCTION OR ISSUE TO THIRD PARTIES IN ANY FORM WHATSOEVER IS NOT PERMITTED WITHOUT WRITTEN AUTHORITY FROM THE PROPRIETOR. PROPERTY OF ANYTEK TECHNOLOGY CO., LTD							
TITLE		VJ-5.08 Series 2P-24P Vertical (90D wire inlet)					
PART NO.		VJxx21x0xxxxG			DWG NO.		8VJ0102
APPROVED		CHECKED	DESIGNED	DRAWN	CUST NO.		Tolerance
			Aaron 2010.11.09	Marvin 2008.06.04			X. ±0.50
						UNIT: mm	X.X ±0.30
						SCALE: NONE	X.XX ±0.10
				SHEET: 01/01		REV.: G	X° ±1°